

# ATLANTIC Tele-Network



2011  
ANNUAL REPORT



# ABOUT ATN

Atlantic Tele-Network, Inc. (ATN) is a telecommunications company that provides services to under-served markets in North America, Bermuda and the Caribbean. Through our operating subsidiaries, we provide both wireless and wireline connectivity to residential and business customers, including a range of mobile wireless solutions, local exchange services and broadband Internet services. We operate advanced wireless and wireline networks and both terrestrial and submarine fiber optic systems. We are proud of our track record of delivering strong financial results, and consistently paying dividends, while at the same time growing our business and increasing embedded shareholder value.





## INVEST → ENHANCE → HARVEST

ATN's strategy is to make investments in a combination of organic and acquisition growth opportunities.

### DISCIPLINED FINANCIAL MANAGEMENT

We are selective when investing in new opportunities and maintain a disciplined approach, with a primary focus on a reasonable entry point. We leverage our existing expertise by looking for the right fit within the services we offer and markets in which we operate.

### EMPHASIS ON LOCAL MANAGEMENT

We hire top level local talent who have strong in-market knowledge, and give them the authority they need to create the best local offerings for our customers.

### CUSTOMERS COME FIRST

We build lasting customer relationships and loyalties by tailoring our service offerings to their needs and providing superior customer care. Our infrastructure investments are designed to ensure that our customers receive the highest quality telecom services through ongoing upgrades to our networks and systems.

### LONG TERM FOCUS

We maintain a long term view to delivering shareholder returns in how we operate our businesses and evaluate returns on invested capital. We work to create a prudent balance between providing shareholder dividends and re-investing cash flows into our businesses.



Island Wireless



## FELLOW STOCKHOLDERS

This past year was a very productive one for the Company. Our U.S. wireless team successfully completed the elaborate and difficult transition and integration of our acquired Alltel business. Our international wireless team negotiated and closed a significant business combination in Bermuda, with immediate benefit to our operating income. Both our U.S. and international wireline teams continued a rapid expansion of fiber assets, which in the U.S. was primarily driven by the government stimulus programs. All in all, it was a year in which we made significant progress in expanding and securing our sources of future revenue and cash flow.

Over time, we believe operating cash flow is the most important measure of success because it is a true indicator of the quality of net income and a key determinant of rate of return on investment. We were pleased to see that, despite major investments in the past two years, the Company managed to increase operating cash flow by 29% in 2011 and end the year with operating leverage (the ratio of debt to Adjusted EBITDA<sup>1</sup>) of only 1.75x. Our Board

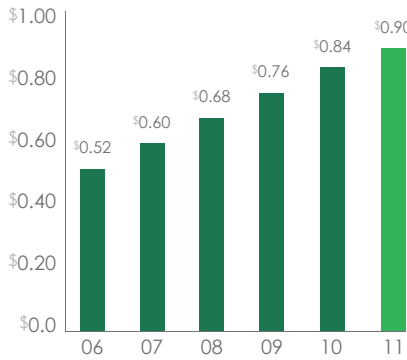
of Directors ensured that we continued to share our cash flow with you when it voted in September to increase the dividend by 4.5%, the 13th consecutive annual increase in the dividend to stockholders. The price of our common stock also held up reasonably well — up 2% for the year — although the price continued to fluctuate in a wide range throughout the year.

Looking at our financial results in a little more detail, our revenues increased 23% to over \$750 million, and operating income rose 44%, despite 36% higher depreciation and amortization costs. This growth was largely due to the benefits of a full year of operating our Alltel business. Net income was down 43% from 2010, but when you exclude the impact of the non-cash bargain purchase gain we recognized in 2010 in connection with the Alltel acquisition, net income would have increased by 91%. Another one-time impact on 2011 was a non-cash write-down of one of our smaller wireless businesses that reduced 2011 net income by \$2.4 million.

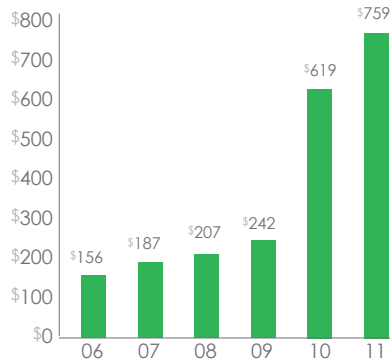
<sup>1</sup> Adjusted EBITDA is defined in footnote 1 on the opposite page.

# FINANCIAL HIGHLIGHTS

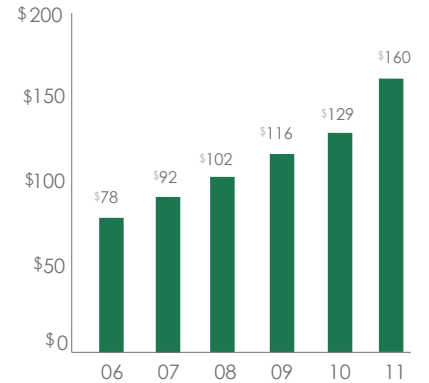
Annual Dividend Per Share  
(adjusted for 2006 stock split)



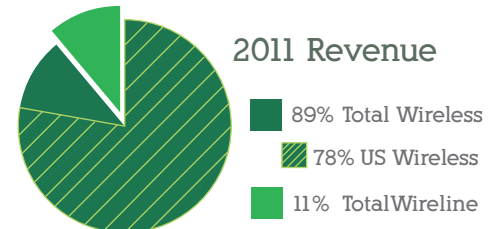
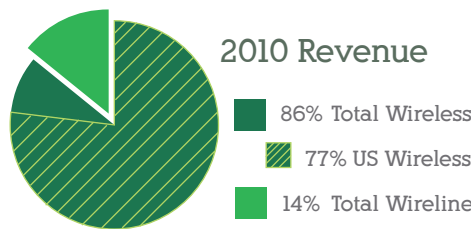
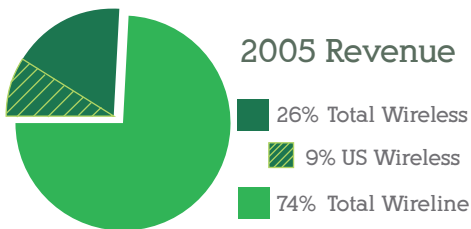
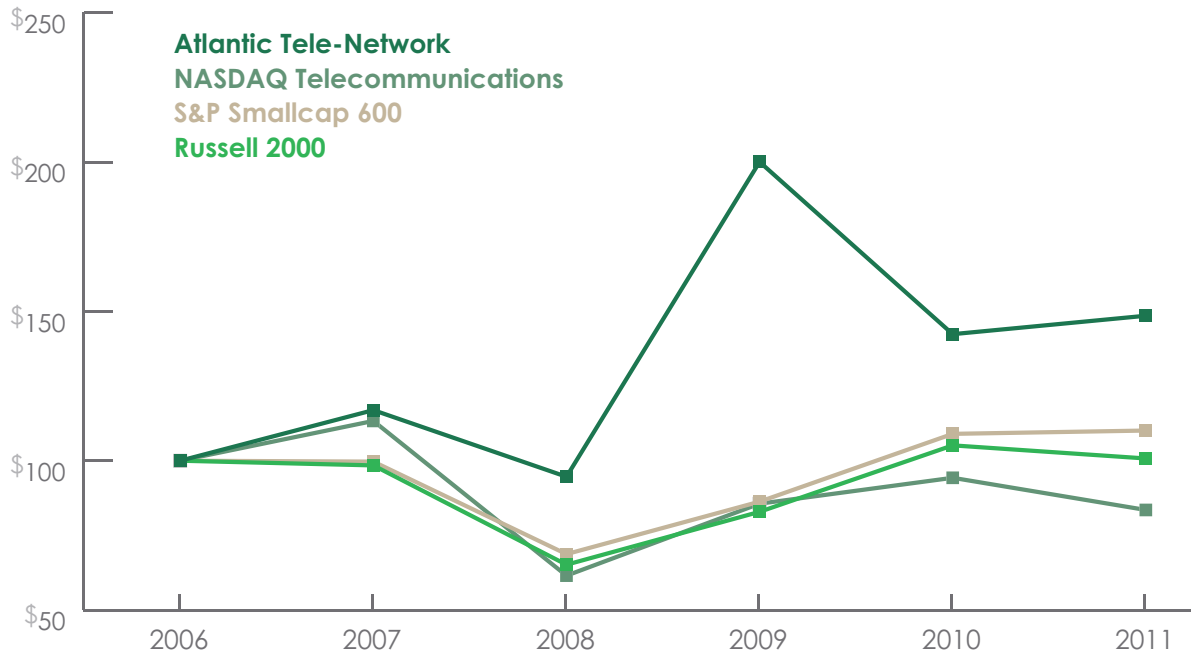
Revenue  
(in millions)



Adjusted EBITDA<sup>1</sup>  
(in millions)



Comparison of 5 Year Cumulative Total Return<sup>2</sup>



<sup>1</sup> Adjusted EBITDA is defined as net income attributable to ATN, Inc. stockholders before interest, taxes, depreciation and amortization, impairment of goodwill, acquisition related charges, other income, bargain purchase gain, net income attributable to non-controlling interests, and equity in earnings of unconsolidated affiliates. See [ir.atni.com](http://ir.atni.com) for reconciliations to generally accepted accounting principles (GAAP) for the non-GAAP financial measures included in this annual report.

<sup>2</sup> Assumes \$100 invested on 12/31/06 in stock or index, including reinvestment of dividends, for fiscal years ended December 31.

# OPPORTUNISTIC, DISCIPLINED, ALIGNED.



## U.S. WIRELESS - ALTEL TRANSITION

We dedicated the first half of 2011 to carrying out the intricate and time-consuming project plan needed to effect more than 10,000 tasks necessary to establish the systems, process and human resources required to transition the acquired Alltel networks and retail operations onto our own platforms. Begun in 2009, and ramped up following closing of the Alltel acquisition in late April 2010, this was an exceedingly large and complex undertaking. There are many examples in the telecommunications and other industries of projects of this scale floundering — often inflicting substantial harm on the acquiring company.

The transition required us to develop and convert our customer base to newly designed billing, point of sale and customer care information systems. We had to create completely new marketing, advertising and retail distribution campaigns. We also peeled apart the pieces of the old Alltel network and “re-homed” them to a new core network and initiated new roaming arrangements and relationships. We worked for nearly two years to recruit and hire new management and staff, and to train existing in-store representatives to embody the new Alltel.

Since the closing of the Alltel transaction in April 2010, we experienced significant net subscriber attrition due to the loss of some major distribution channels, the impact of past Alltel trustee credit and contract practices and the geographic fracturing of the old Alltel network. However, those losses were largely anticipated, and the conversion and transition activities themselves had a far smaller impact on subscriber churn. We were pleased with the speed

and resourcefulness with which our team handled conversion issues as they arose and with the overall quality of the experience for our customers and partners. So, yes, we are relieved to be through this effort — although we never doubted that our approach and our people were going to succeed.

Looking forward to 2012, our near-term objective in the post-transition environment is to stabilize our subscriber base in the U.S. by continuing to refine and improve our customer experience and to reduce our retail operating costs. We believe that our BESTValue family of wireless plans that we launched late in 2011 is attractive to both prospective and existing customers, and we expect customer demand for our data offerings to continue to increase.

On the wholesale side of our U.S. wireless operations, increased data revenues in our wholesale markets offset some expected erosion in 2011 due to customer over-builds. Looking forward, we do not expect our wholesale U.S. wireless operations to be a source of growth in the future and, absent significant new builds, those operations are more likely to decline over time.

## OTHER MAJOR ACCOMPLISHMENTS

This past year also marked the successful merger of our Bermuda operations with another leading provider on the island. In connection with the merger, we re-launched our combined brand as “CellOne” and opened a larger, state-of-the-art retail flagship store in Hamilton. Our efforts were recognized in 2011 with a “Best of Bermuda” Award from *The Bermudian*



## Rural New England



magazine for the best in cell phone sales and service. Our integration efforts in Bermuda have been rapid and efficient, with our team completing many of the required tasks within the first one hundred days post-merger and we expect to finish substantially all of the time-critical integration tasks in the first half of 2012. There are some tasks such as full network integration and optimization for the purposes of reducing costs and improving operating efficiencies that have a longer timeline. Most important, we believe we are now the largest wireless carrier in Bermuda, and our team is focused on delivering new, innovative services to our customers.

In Guyana, we also launched a new flagship retail store. The store, in one of the newest buildings in the capital, Georgetown, was a focal point in connection with our unveiling of GTT's new Blackberry and other smartphone and data offerings. Our wireline broadband operation in that market also underwent a major expansion. We took advantage of the increased data capacity of our undersea cable to meet growing data demands in Guyana, and greatly increased our high-speed data subscriber base. We anticipate continued growth in our broadband subscribers in Guyana and hope to launch new and enhanced IP-centric services in the future. Elsewhere in the Caribbean, our subscriber growth has continued at a good pace, and our efforts in some of our newer, smaller markets, such as the U.S. Virgin Islands' mobile wireless market, now are geared toward converting that growth into positive cash flows.

With 2011 invested so heavily in transitioning and supporting our existing businesses, we hope to use 2012 as a year to evaluate strategic opportunities in the U.S. and the Caribbean that fit our investment criteria. Our capacity under our balance sheet has been building over the past year and rapidly increasing demand for data in our existing



**2011** — ATN combines Bermuda Digital Communications (acquired in 1998) with an existing large wireless provider in Bermuda and relaunches combined wireless voice and data operations under the "CellOne" name in Bermuda



**2010** — ATN begins providing wireless voice and data services under the Alltel name to customers in the rural United States



**2008** — ATN acquires ION Holdco through its Sovernet subsidiary, which provides wholesale high-capacity transport services in New York State  
ATN acquires Islandcom through its BDC subsidiary which provides wireless voice and data services in Turks & Caicos



**2006** — ATN acquires Sovernet which provides voice and broadband data communications in New England



**2005** — ATN acquires Commnet Wireless, which provides wholesale wireless voice and data communications in the rural United States



**1999** — ATN acquires Choice Communications which provides wireless voice and data services and fixed wireless broadband data services to retail and business customers in the U.S.V.I.



**1991** — ATN acquires 80% of Guyana Telegraph & Telephone, the incumbent telecommunications carrier in Guyana



**1987** — ATN Founded



markets may lead us to invest or align with other carriers to strengthen our competitive position, reduce risk and provide strategic growth initiatives for the next few years.

Once again, we were recognized during the year for our hard work and progress in the telecommunications industry. We were named by *The Boston Globe* as part of "The Globe 100 — The Best of Massachusetts Business" for the fifth consecutive year, by *Forbes* as one of "America's Best Small Companies" and by the *International Business Times* as one of the "1000 Fastest Growing Companies" for 2011.

Finally, this year one of our independent directors, Thomas Cunningham, retired from our Board of Directors after several years of service to the Company. On behalf of the Company, we'd like to thank him for his contributions to our Board. In his place we are very pleased that our Nominating Committee was able to find a highly experienced nominee for your consideration at our Annual Meeting: our first female director candidate, Liane

Pelletier. Liane brings an excellent mix of hands-on operating experience — most recently guiding Alaska Communications, an integrated wireless and wireline provider for almost eight years as Chief Executive Officer. Before that, she spent many years in the executive ranks at Sprint Communications lastly as Chief Strategy Officer before her departure to Alaska in 2003.

This is a tough, competitive and capital intensive industry and mid-sized operations like ATN face many challenges. We have managed to continue to thrive and deliver strong returns by employing a patient strategy that mixes balance sheet conservatism with a smart, opportunistic investment approach. We will continue to take appropriate risks, but we will maintain a balanced approach to continue our steady growth even as we manage through the inevitable ups and downs. This past year was an excellent example of that approach with the de-levering of the Company's balance sheet as we successfully completed the integration of a transformative acquisition and closed a significant acquisition for our international operations.

Michael T. Prior  
President and  
Chief Executive Officer

Cornelius B. Prior, Jr.  
Chairman of the Board



# COMPANY INFORMATION

## Executive Officers

Michael T. Prior  
*President & Chief Executive Officer*

Justin D. Benincasa  
*Chief Financial Officer & Treasurer*

William F. Kreisher  
*Senior Vice President, Corporate Development*

Leonard Q. Slap  
*Senior Vice President & General Counsel*

Karl D. Noone  
*Senior Vice President & Corporate Controller*

## Directors

Cornelius B. Prior, Jr.  
*Chairman*

Martin L. Budd  
*Chair, Compensation Committee*

Michael T. Flynn

Michael T. Prior  
*President & Chief Executive Officer*

Charles J. Roeslein  
*Chair, Audit Committee*

Brian A. Schuchman

## Shareholder Information

### HEADQUARTERS

Atlantic Tele-Network, Inc.  
600 Cummings Center, Beverly, MA 01915  
Phone: 978.619.1300  
Email: [ir@atni.com](mailto:ir@atni.com)  
[www.atni.com](http://www.atni.com)

### INDEPENDENT AUDITORS

PricewaterhouseCoopers LLP  
125 High Street  
Boston, MA 02110

### REGISTRAR AND TRANSFER AGENT

The transfer agent is responsible, among other things, for handling stockholder questions regarding lost stock certificates, address changes, including duplicate mailings, and changes in ownership or name in which shares are held. These requests may be directed to the transfer agent at the following address:

Computershare Shareowner Services  
480 Washington Boulevard  
Jersey City, NJ 07310-1900  
[www.bnymellon/shareowner/equityaccess](http://www.bnymellon/shareowner/equityaccess)  
Phone: 1.866.230.2916

### STOCK LISTING

The common stock of the Company is traded on the NASDAQ Global Select Market under the symbol ATNI.

### ANNUAL MEETING

The Annual Meeting of Stockholders will be held at 10:00 a.m. on Tuesday, June 12, 2012 at:

The Wylie Inn & Conference Center  
295 Hale Street  
Beverly, MA 01915

### SEC FORM 10-K

A copy of ATN's Annual Report on Form 10-K filed with the Securities and Exchange Commission can be obtained free of charge upon request by calling us at 978.619.1300, emailing us at [ir@atni.com](mailto:ir@atni.com) or by writing to us at:

Atlantic Tele-Network  
Attention: Investor Relations  
600 Cummings Center  
Beverly, MA 01915

---

---

**UNITED STATES**  
**SECURITIES AND EXCHANGE COMMISSION**  
WASHINGTON, D.C. 20549

---

**FORM 10-K**

---

(Mark One)

**ANNUAL REPORT PURSUANT TO SECTION 13 OR 15(d) OF THE SECURITIES EXCHANGE ACT OF 1934**

For the fiscal year ended December 31, 2011

Or

**TRANSITION REPORT PURSUANT TO SECTION 13 OR 15(d) OF THE SECURITIES EXCHANGE ACT OF 1934**

For the transition period from \_\_\_\_\_ to \_\_\_\_\_

Commission File No. 001-12593

**Atlantic Tele-Network, Inc.**

(Exact name of registrant as specified in its charter)

**Delaware**

(State or other jurisdiction of  
incorporation or organization)

**47-0728886**

(I.R.S. Employer Identification No.)

**600 Cummings Center**

**Beverly, Massachusetts**

(Address of principal executive offices)

**01915**

(Zip Code)

**(978) 619-1300**

(Registrant's telephone number, including area code)

**Securities registered pursuant to Section 12(b) of the Act:**

**Title of Each Class**

**Name of each exchange on which registered**

Common Stock, par value \$.01 per share

The NASDAQ Stock Market LLC

**Securities registered pursuant to Section 12(g) of the Act:**

**None**

(Title of each class)

Indicate by check mark if the registrant is a well-known seasoned issuer, as defined in Rule 405 of the Securities Act. Yes  No

Indicate by check mark if the registrant is not required to file reports pursuant to Section 13 or Section 15(d) of the Act. Yes  No

Indicate by check mark whether the registrant (1) has filed all reports required to be filed by Section 13 or 15(d) of the Securities Exchange Act of 1934 during the preceding 12 months (or for such shorter period that the registrant was required to file such reports) and (2) has been subject to such filing requirements for the past 90 days. Yes  No

Indicate by check mark whether the registrant has submitted electronically and posted on its corporate Web site, if any, every Interactive Data File required to be submitted and posted pursuant to Rule 405 of Regulation S-T during the preceding 12 months (or for such shorter period that the registrant was required to submit and post such files). Yes  No

Indicate by check mark if disclosure of delinquent filers pursuant to Item 405 of Regulation S-K is not contained herein, and will not be contained, to the best of registrant's knowledge, in definitive proxy or information statements incorporated by reference in Part III of this Form 10-K or any amendment to this Form 10-K.

Indicate by check mark whether the registrant is a large accelerated filer, an accelerated filer, a non-accelerated filer, or a smaller reporting company. See definitions of "large accelerated filer," "accelerated filer" and "smaller reporting company" in Rule 12b-2 of the Exchange Act (Check one):

Large accelerated filer

Accelerated filer

Non-accelerated filer

Smaller reporting company

(Do not check if a  
smaller reporting company)

Indicate by check mark whether the registrant is a shell company (as defined in Rule 12b-2 of the Act). Yes  No

The aggregate market value of Common Stock held by non-affiliates of the registrant as of June 30, 2011, was approximately \$370 million based on the closing price of the registrant's Common Stock as reported on the NASDAQ Global Select Market.

As of March 1, 2012, the registrant had 15,451,238 outstanding shares of Common Stock, \$.01 par value.

**DOCUMENTS INCORPORATED BY REFERENCE**

Portions of the registrant's Definitive Proxy Statement for the 2012 Annual Meeting of Stockholders are incorporated by reference into Part III of this Form 10-K.

---

---

## TABLE OF CONTENTS

	Page
Special Note Regarding Forward-Looking Statements . . . . .	1
<b>PART I</b>	
Item 1. Business . . . . .	2
Overview . . . . .	2
Strategy . . . . .	3
Our Services . . . . .	3
Wireless Services . . . . .	3
Wireline Services . . . . .	8
Employees . . . . .	10
Regulation . . . . .	10
Taxation—United States . . . . .	19
Taxation—Guyana . . . . .	20
Available Information . . . . .	20
Item 1A. Risk Factors . . . . .	20
Item 1B. Unresolved Staff Comments . . . . .	30
Item 2. Properties . . . . .	31
Item 3. Legal Proceedings . . . . .	31
Item 4. Mine Safety Disclosures . . . . .	32
<b>PART II</b>	
Item 5. Market for Registrant’s Common Equity, Related Stockholder Matters and Issuer Purchases of Equity Securities . . . . .	33
Item 6. Selected Consolidated Financial Data . . . . .	35
Item 7. Management’s Discussion and Analysis of Financial Condition and Results of Operations . . . . .	36
Overview . . . . .	36
Results of Operations: Years Ended December 31, 2011 and 2010 . . . . .	39
Results of Operations: Years Ended December 31, 2010 and 2009 . . . . .	45
Regulatory and Tax Issues . . . . .	48
Liquidity and Capital Resources . . . . .	48
Critical Accounting Estimates . . . . .	51
Recent Accounting Pronouncements . . . . .	53
Item 7A. Quantitative and Qualitative Disclosures About Market Risk . . . . .	53
Item 8. Financial Statements and Supplementary Data . . . . .	53
Item 9. Changes in and Disagreements With Accountants on Accounting and Financial Disclosure . . . . .	53
Item 9A. Controls and Procedures . . . . .	54
Evaluation of Disclosure Controls and Procedures . . . . .	54
Management’s Report on Internal Control over Financial Reporting . . . . .	54
Changes in Internal Control over Financial Reporting . . . . .	55
Item 9B. Other Information . . . . .	55
<b>PART III</b>	
Item 10. Directors, Executive Officers and Corporate Governance . . . . .	56
Item 11. Executive Compensation . . . . .	57
Item 12. Security Ownership of Certain Beneficial Owners and Management and Related Stockholder Matters . . . . .	57
Item 13. Certain Relationships and Related Transactions, and Director Independence . . . . .	57
Item 14. Principal Accountant Fees and Services . . . . .	58
<b>PART IV</b>	
Item 15. Exhibits and Financial Statement Schedules . . . . .	58
Signatures . . . . .	
Index to Consolidated Financial Statements . . . . .	F-1
Index to Exhibits . . . . .	EX-1

## **SPECIAL NOTE REGARDING FORWARD-LOOKING STATEMENTS**

This Annual Report on Form 10-K contains statements about future events and expectations, or forward-looking statements, all of which are inherently uncertain. We have based those forward-looking statements on our current expectations and projections about future results. When we use words such as “anticipates,” “intends,” “plans,” “believes,” “estimates,” “expects,” or similar expressions, we do so to identify forward-looking statements. Examples of forward-looking statements include statements we make regarding our business operations and plans with respect to our Alltel network, future economic and political conditions in Guyana, the competitive environment in the markets in which we operate, legal and regulatory actions and technological changes, our future prospects for growth, our ability to maintain or increase our market share, our future operating results and our future capital expenditure levels. These statements are based on our management’s beliefs and assumptions, which in turn are based on currently available information. These assumptions could be proven inaccurate. These forward-looking statements may be found under the captions “Management’s Discussion and Analysis of Financial Condition and Results of Operations,” “Risk Factors” and “Business,” as well as in this Report generally.

You should keep in mind that any forward-looking statement made by us in this Report or elsewhere speaks only as of the date on which we make it. New risks and uncertainties arise from time to time, and it is impossible for us to predict these events or how they may affect us. In any event, these and other important factors may cause actual results to differ materially from those indicated by our forward-looking statements, including those set forth in Item 1A of this Report under the caption “Risk Factors.” We have no duty to, and do not intend to, update or revise the forward-looking statements made by us in this Report after the date of this Report, except as may be required by law.

---

In this Report the words “ATN,” “the Company,” “we,” “our,” “ours” and “us” refer to Atlantic Tele-Network, Inc. and its subsidiaries. Alltel® is a licensed trademark used by one of our subsidiaries. This Report contains trademarks, service marks and trade names that are the property of Atlantic Tele-Network, Inc., and its subsidiaries or licensed from others.

Reference to dollars (\$) refer to U.S. dollars unless otherwise specifically indicated.

---

## PART I

### ITEM 1. BUSINESS

#### Overview

We provide wireless and wireline telecommunications services in North America, Bermuda and the Caribbean. Through our operating subsidiaries, we offer the following principal services:

- **Wireless.** In the United States, we offer wireless voice and data services to retail customers under the “Alltel” name in rural markets located principally in the Southeast and Midwest. Additionally, we offer wholesale wireless voice and data roaming services to national, regional, local and selected international wireless carriers in rural markets located principally in the Southwest and Midwest United States. We also offer wireless voice and data services to retail customers in Guyana under the “Cellink” name, in Bermuda under the “CellOne” name, and in other smaller markets in the Caribbean and the United States.
- **Wireline.** Our local telephone and data services include our operations in Guyana and the mainland United States. We are the exclusive licensed provider of domestic wireline local and long distance telephone services in Guyana and international voice and data communications into and out of Guyana. We also offer facilities-based integrated voice and data communications services to enterprise and residential customers in New England, primarily in Vermont, and wholesale transport services in New York State.

We were incorporated in Delaware in 1987 and began trading publicly in 1991. Since that time, we have engaged in strategic acquisitions and investments to grow our operations. From 1998 through 2005, a significant majority of our revenue was derived from our wireless and wireline operations in Bermuda and the Caribbean. In the past six years, we have grown our revenue, added substantially to the diversity of our business and greatly reduced our historical dependence on our international operations. We entered the U.S. mainland telecommunications market through the 2005 acquisition of an operator of a wholesale wireless network in rural portions of the Southwest and Midwest and we continued our U.S. expansion with the 2006 acquisition of a wireline provider of voice and data services in New England. In 2008, we increased our previous minority investment in a voice and data services provider in Bermuda to a controlling interest and began providing wholesale transport services in the U.S. and wireless services in new Caribbean markets. In addition to the growth of our business through acquisition, we have further emphasized our focus on our U.S. operations with increased capital investment in and growth of our wholesale wireless business.

In the second quarter of 2010, we completed the acquisition of a portion of the former Alltel network from Verizon Wireless through our U.S. retail wireless business, which now provides wireless voice and data services in rural markets of the United States under the “Alltel” brand name (the “Alltel Acquisition”). Since 2005, revenue from our U.S. operations has grown significantly, both as a percentage of consolidated revenue and overall. As a result of our Alltel Acquisition, a substantial majority of our consolidated revenue is now generated in the United States, mainly through mobile wireless operations.

In the second quarter of 2011, the Company continued its expansion by completing the merger of its Bermuda operations with M3 Wireless, Ltd., a leading retail wireless provider in Bermuda. We continue to evaluate additional investment and acquisition opportunities in the United States and the Caribbean that meet our return-on-investment and other acquisition criteria.

We provide management, technical, financial, regulatory, and marketing services to our subsidiaries and typically receive a management fee equal to a percentage of their revenues, which is eliminated in consolidation. For information about our financial segments and geographical information about our operating revenues and assets, see Note 14 to the Consolidated Financial Statements included in this Report.

Our principal corporate offices are located at 600 Cummings Center, Beverly, Massachusetts, 01915. The telephone number at our principal corporate offices is (978) 619-1300.

## Strategy

The key elements of our strategy consist of the following:

- ***Focus on Providing Wireless and Wireline Telecommunications Services.*** We are focused on providing wireless and wireline voice and data services to residential, business and carrier customers across a variety of geographic and demographic markets. We have provided these services to our customers for approximately twenty years and have demonstrated our ability to grow both customers and revenues by maintaining quality networks, improving service and increasing the number of wireline and wireless products and services offered to these customers. We believe these sectors provide significant opportunities for recurring cash flows and organic and external growth.
- ***Target Underserved Markets Where We Can Compete Successfully.*** We operate in smaller, rural or underserved markets where we believe we are or will be one of the leading providers of telecommunications services. Our businesses typically have strong local brand identities and market positions. By leveraging these attributes, along with our lower cost of capital and our senior management expertise at the holding company level, we seek to improve and expand available products and services in our targeted markets to better meet the needs of our customers and expand our customer base and revenues.
- ***Partner with Successful Local Owner/Operators.*** Wherever feasible, we partner with local management teams who have demonstrated a successful track record. We believe that strong local management enhances our close relationship with customers and reduces risk. Our geographically diverse businesses are all operated, and often partially owned, by local managers, employees or investors. We seek to enhance our strong market position by maintaining these partnerships and by leveraging our extensive management experience to assist them in further improving operations.
- ***Maintain a Disciplined Earnings-Oriented Approach.*** We carefully assess the potential for earnings stability and growth when we evaluate the performance of our subsidiaries, new investment opportunities and prospective acquisitions or dispositions. In managing our more mature businesses, we seek to solidify our brands, improve customer satisfaction, add new services, control costs and preserve cash flow. In managing newer, early stage businesses, we seek to invest capital to improve our competitive position, increase market share and generate strong revenue and cash flow. We consider new investments and acquisitions on a disciplined, return-on-investment basis.

## Our Services

### Wireless Services

We provide mobile wireless voice and data communications services in the United States, Bermuda and the Caribbean. Over the past few years, we have continued our trend towards growth in U.S.-sourced revenue and with the Alltel Acquisition, the U.S. portion of our business now constitutes a substantial majority of our consolidated revenue. For fiscal years 2009, 2010 and 2011, our revenues from U.S. wireless services were approximately 43%, 73% and 75% respectively, of our consolidated revenues.

#### *U.S. Wireless Segment*

In the United States, we provide retail wireless voice and data services under the “Alltel” name in rural markets principally in the Southeast and Midwest. As of December 31, 2011, we offered retail

wireless services in six states to approximately 582,000 customers and with a network footprint of nearly 4.5 million people. We also provide wholesale wireless voice and data roaming services in rural markets to national, regional, local and selected international wireless carriers. Our largest networks are located principally in six states in the Southwest and Midwest, with smaller networks in eight other states in the western United States.

*Retail Products and Services.* Our Alltel service provides customers with high quality mobile voice and data wireless service in rural America at prices that are highly competitive with both wireless and wireline service providers in our markets. Our primary value proposition features aggressively priced nationwide unlimited talk, text and web services packaged as our “BESTValue” family of rate plans, and is available on both feature and advanced smartphone devices. Our service revenues are derived primarily from monthly access charges, airtime charges, data services and other enhanced service features that provide additional revenue streams. Our rate plans are designed to meet a variety of customer needs with both fixed and unlimited options of voice, text, data and web services. Our “Anytime Rate Plan Changes” feature allows our customers to adjust their plan at any time without changing their contract. Our family plans also allow customers to share minutes by adding lines at a discount to their account. We believe that offering regional and nationwide calling is a key factor in our ability to remain competitive in the industry and as such, we provide nationwide calling to our customers at competitive rates through reciprocal roaming arrangements with other wireless carriers. We include additional features such as call waiting, call forwarding, caller ID, three-way calling, directory assistance call completion and voicemail with all our wireless plans. We also enable our customers to add additional value to their plans by adding text and picture messaging, premium messaging, our voice-to-text product and a variety of other features. Smartphone and wireless internet stand-alone data plans also allow customers to access content and a wide range of features, such as video and music downloads, and customers may tether access to our data network using a mobile device. We believe our rate plan portfolio, and specifically our core BESTValue family of plans, are attractive to both prospective and existing customers and we expect customer demand for our data offerings to continue to increase.

*Handsets and Accessories.* We offer a robust line-up of wireless devices and accessories designed to meet both the personal and professional needs of our customers. Our device assortment includes a wide range of smartphones featuring the Android, Blackberry and Windows smartphone operating systems. In addition to smartphones, we sell a full line of feature phones including specialized military-spec rugged phones, USB data cards, wireless hot spots and various customer specific wireless solutions for small businesses. To complement our phone offerings, we sell a complete range of original equipment manufacturer and after-market accessories, including protective covers, battery charging solutions, removable memory and Bluetooth hands-free kits.

*Network and Operations.* We currently operate our main retail network with CDMA technologies in both the 850 MHz and 1900 MHz bands. Our CDMA network has been upgraded with EV-DO data technology to deliver improved quality and throughput that can be easily upgraded to support enhanced capacity. Our wholesale roaming network also uses GSM/GPRS technology that often will be deployed at a single cell site along with CDMA coverage in order to maximize revenue opportunities. The majority of our GSM/GPRS sites are also equipped with EDGE data technologies and we are installing UMTS advanced data capability in some areas. Our networks comprise base stations and radio transceivers located on owned or leased towers and buildings, telecommunications switches and leased transport facilities.

As of December 31, 2011, we owned and operated a total of 1,620 base stations on 1,270 owned and leased sites, a Network Operations Center (or NOC), and multiple switching centers. Our switching centers route calls, supervise call originations and terminations at cell sites and manage call handoffs. These locations also house platforms that enable our customers to use a variety of services, including text messaging, picture messaging, voice mail and data services. Our NOC provides dedicated, 24-hour,

year-round monitoring of our network to ensure quality and reliable service to our customers. In 2011, we continued to expand and improve our network, adding 55 new sites and consolidating some of our current switching and data centers in an effort to gain efficiency and provide increased redundancy. We are also evaluating Long Term Evolution (LTE) or “4G” (fourth generation) technology to further improve our network. Technical field trials are currently being conducted along with evaluations of several infrastructure provider core and radio access network solutions.

*Wholesale Services.* The revenue and profits of our U.S. wholesale wireless business contribute to our overall U.S. Wireless revenue and are primarily driven by the number of sites and base stations we operate, the amount of voice and data traffic that each of these sites generates, and the rate we get paid from our carrier customers on that traffic.

We currently have roaming agreements with more than 65 United States-based wireless service providers and, as of December 31, 2011, had long-term roaming agreements with several major wireless carriers including AT&T, Sprint and Verizon Wireless. As part of these roaming agreements, we may agree or strategically decide to build a new mobile network at a specified location and offer the national carrier long-term pricing certainty in exchange for priority designation with respect to their customers’ wireless traffic. Once we complete building a rural network, we then benefit from existing roaming agreements with other international, national, regional, and local carriers to supplement our initial revenues. These additional roaming agreements are usually terminable within 30 days. In 2011, four national wireless service providers together accounted for most of the wholesale wireless portion of our revenues. Our reported wholesale wireless revenue includes roaming revenue from areas that include our retail wireless operations within Alltel. We also provide roaming services in a number of areas in the U.S. (mainly in the western United States) where we do not have retail wireless operations. Many of our sites are located in popular tourist and seasonal visitor areas, which has resulted in higher wholesale revenues in those areas during the summer months.

*Marketing.* Our marketing strategy seeks to build and maintain awareness of the Alltel brand while driving demand for our wireless products and services. Our value-oriented BESTValue family of rate plans offer competitive pricing to customers with or without a contract. We believe these aggressively priced service plans, combined with economically priced devices, attract prospective customers and help us to maintain our existing customer base. We utilize mass and local media including television, radio, print, outdoor and online advertising in an effort to reach our target audience throughout the markets we serve. We believe the Alltel brand has strong consumer recognition and that our continued use of the brand helps preserve customer loyalty and our reputation as a customer-focused company. We have the right to use the Alltel brand and related service marks for up to twenty-eight years through a license purchased from Verizon Wireless.

*Sales and Distribution.* Our sales and distribution strategy is designed to maximize new customer additions, minimize customer churn and position ourselves to locally serve our existing customer base in a cost effective manner. Our products and services are sold directly through owned retail stores and kiosks that are strategically placed in neighborhood shopping centers targeting retail traffic patterns and through our direct sales representatives. As of December 31, 2011, we had 50 owned direct retail locations as a result of expansions in Ohio, Georgia and Idaho completed in 2011. Alltel products and services are also available directly through our online web store, *alltelwireless.com*, and by phone through our customer care call centers. These direct channels were responsible for approximately 67% of our gross customer additions in 2011. Alltel products and services are also sold indirectly through local and regional authorized agents found in third party retail locations and other outlets. These locations represent a variety of community-based businesses throughout our footprint including a ‘store-within-a-store’ concept that takes advantage of pre-existing traffic generated by the retail partner. Additionally, a no contract phone-in-a-box program, complete with replenishment capability, is currently being sold through locations such as convenience stores and smaller retailers. As of December 31, 2011, we had approximately 117 authorized agent retail locations and 102 phone-in-a-box



locations, which accounted for approximately 33% of our gross customer additions in 2011. Similar to our retail stores and kiosks, we train and provide promotional support for our dealers offering our products and services. Most of these locations also care for our existing customer base performing account maintenance such as rate plan changes and bill payment processing.

*Competition.* In general, we compete with national, regional and local wireless providers with much larger scale and resources including immediate access to handsets, and who offer both prepaid and postpaid services, such as our primary competitor, Verizon Wireless. Competition in our markets also consists of non-facilities based mobile virtual network operators, or MVNOs, and WiMax, wireline, Internet, VoIP and other communications service providers. Many of these competitors have the ability to offer bundled service offerings such as cable television, Internet or landline calling services, which we may not be able to duplicate. In addition, many of our competitors also advertise unlimited service plans at competitive prices to the local or rural demographic that we target. We expect these service offerings to continue to present strong competition in our markets.

Our ability to remain competitive and to maintain reasonable profit margins will depend, in part, on our ability to provide competitive pricing to our customers along with our ability to anticipate and respond quickly to competitive changes in the market. Additionally, our ability to provide the latest mobile voice and data services and to make those services available in areas where our customers wish to access those services will also play a key role in our ability to remain a competitive wireless provider. In order to accomplish this, we believe it necessary to offer advantageously priced roaming arrangements and to continue to expand our own network.

In our wholesale wireless business, we compete with wireless service providers that operate networks in our markets and offer wholesale roaming services. However, the most significant competitive factors we face in our U.S. wholesale wireless business is the extent to which our carrier customers chose not to roam on our networks elect to build or acquire their own infrastructure (including exercising buy-out options on networks that we built on their behalf pursuant to certain roaming agreements) in a market in which we operate, reducing or eliminating their need for our services in those markets. For example, the 2009 acquisition by Verizon Wireless of Alltel Corporation and subsequent 2010 acquisition of certain divested Alltel assets by AT&T resulted in our wholesale customers gaining their own infrastructure in certain markets where they were previously served by us. This resulted in loss that reduced our overall revenues and operating profits in 2011.

We also currently expect that a roaming partner may exercise a buyout option for a portion of our network in 2012 pursuant to a roaming and build out agreement. We expect that our revenues for 2012 and future periods may be reduced as a result of this transaction. We believe we compete for wholesale roaming customers based on price, network coverage and quality of service. We expect competition in the rural wireless sector to be dynamic, as competitors expand their networks and as new products and services that require supporting connectivity are developed.

#### *Island Wireless Segment*

We provide wireless voice and data service to retail and business customers under the name “CellOne” in Bermuda. In May 2011, we merged our CellularOne operations with that of another wireless provider in Bermuda, bringing our combined market share to just over a majority of subscribers in Bermuda. Immediately thereafter, we modified our brand image and name to “CellOne” and opened a brand new flagship store in the capital city of Hamilton. As a result of the merger, our 58% ownership interest was reduced to a controlling 42% interest in the combined entity, which we continue to control through majority board membership. In September 2008, we acquired an early-stage business in Turks and Caicos and launched retail voice and wireless services in June 2010 under the “Islandcom” name. In the U.S. Virgin Islands, we launched retail wireless voice and data services to customers in August 2010 under our existing “Choice” name and have been a provider of Internet

services in that market since 1999. In June 2010, we acquired equity interests in a wireless company in Aruba.

*Products and Services.* A substantial majority of our customers in the Caribbean markets subscribe to our prepaid plans, which allow customers to choose the number of voice minutes per month, as well as use text messaging, data and other features to supplement the plans. In Bermuda, a majority of our customers subscribe to one of our postpaid plans, which are distinguished from prepaid plans largely by the number of minutes and the enhanced features included in the plan. At December 31, 2011, we had approximately 38,000 retail subscribers in Bermuda and the Caribbean.

We also provide roaming services for other carriers' customers visiting the islands and are typically the primary roaming provider for North American visitors using CDMA handsets, such as customers of Verizon Wireless, Sprint and other smaller U.S. carriers. In the U.S. Virgin Islands, we provide Internet access services via a variety of wireless broadband technologies.

*Network.* We currently operate our networks in Bermuda with CDMA technologies in the 850 MHz frequency band and, elsewhere in the Caribbean, in the 1900 MHz frequency bands. In Bermuda, we also deploy a UMTS/HSDPA overlay, a 4G wireless technology adopted by GSM operators globally, that has allowed us to offer advanced mobile voice and data services, and better roaming options, to a segment of the Bermuda market that we had not previously addressed. We have extensive backbone facilities linking our sites, switching facilities and international interconnection points. Off-island connectivity is provided by leased, fiber-based interconnections.

*Sales and Marketing.* We maintain retail stores in our markets and allow customers to pay their bills and "top up", or add additional minutes to their prepaid plans, via payment terminals at local stores, and via our website. We advertise frequently through print and electronic media, radio station spots and sponsor various events and initiatives.

*Competition.* We believe we compete for wireless retail customers in our island properties based on features, price, technology deployed, network coverage (including through roaming arrangements), quality of service and customer care. We compete against Digicel, which is a large mobile telecommunications company in many Caribbean countries, and in some markets, against the wireless division of the incumbent telephone companies.

#### ***International Integrated Telephony Segment***

A portion of our International Integrated Telephony segment includes wireless telephone service we offer in Guyana. We offer these services in the vast majority of populated areas, including Georgetown (Guyana's capital and largest city) and the surrounding area and substantially all of the country's coastal plain where 70% of its population is concentrated. Although approximately 40% of the population subscribes to our wireless service, because our subscriber base is mostly prepaid, it is difficult to determine how many of our subscribers also may subscribe to a competitor. As of December 31, 2011, we had approximately 271,000 wireless subscribers, down 12% from approximately 305,000 subscribers as of December 31, 2010, primarily due to our efforts to eliminate subscribers engaging in illegal bypass activities. As of December 31, 2011, more than 95% of our wireless subscribers in Guyana were on prepaid plans.

*Network.* Our GSM network operates in approximately 12 MHz of spectrum in the 900 MHz band and 36 MHz of spectrum in the 1800 MHz band. We estimate that over 90% of the country's population resides in areas covered by our wireless network.

*Sales and Marketing.* We actively market our wireless services through widespread radio, television and outdoor advertising, sponsored events, and merchandise giveaways as well as through our close, promotional relationships with leading disc jockeys and radio personalities and other local celebrities. In November 2011, we launched Blackberry service in Guyana and opened our a new flagship retail

store to facilitate sales. Wireless postpaid subscribers are offered various calling plans and are charged a monthly fee plus airtime based on the selected plan. In addition to our retail store in Georgetown, all wireless customers may set up accounts at one of our six business centers. Our handsets, prepaid cards and prepaid accounts are sold primarily through independent dealers whom we pay on a commission basis. Payments by our prepaid customers can be made by the purchase of disposable prepaid calling cards, which come in fixed Guyanese dollar amounts, or by recharging an account via our “C-Point” electronic terminals available at authorized vendors.

*Competition.* We provide wireless services in Guyana pursuant to a non-exclusive license. Digicel, our primary competitor, entered the market in late 2006 and has used an aggressive marketing approach to acquire and now retain, market share. Their approach makes use of extensive promotional pricing and giveaways and handset subsidies. Since their initial push into the market, our continued investments in our network and customer offerings has enabled us to retain our market share of customers. We believe we compete for customers based on price, promotions, coverage and quality of service.

### **Wireline Services**

Our wireline services include operations in Guyana and the mainland United States. For fiscal years 2009, 2010 and 2011, our revenues from wireline services were approximately 37%, 14% and 11% respectively, of our consolidated revenues.

#### ***International Integrated Telephony Segment***

A portion of our International Integrated Telephony segment consists of wireline services we provide in Guyana, where we are the exclusive licensed provider of domestic wireline local and long distance telephone services into and out of the country. As of December 31, 2011, we had approximately 152,000 access lines in service, which represents both residential and commercial subscribers. This represents approximately 20 lines per 100 inhabitants (based on an estimated population of approximately 755,000), an increase of approximately 1%, or 2,000 net new lines, compared to lines in service at December 31, 2010. Of all fixed lines in service, the majority are in the largest urban areas, including Georgetown, Linden, New Amsterdam, Diamond and Beterverwagting. As a result of our continued network expansion into smaller communities, and more recently, newly developed housing areas and residential parks, residential customers now account for approximately two thirds of the wireline local telephone service revenue while commercial customers account for approximately one third.

With respect to our international long distance business, we collect a payment from foreign carriers for handling international long distance calls originating from the foreign carriers’ country and terminating in Guyana. We also make payments to foreign carriers for international calls from Guyana terminating in the foreign carrier’s country and are entitled to collect from our subscribers (and from competing wireless carriers), a rate that is regulated by the Public Utilities Commission of Guyana.

*Network.* Through December 31, 2011, we have invested approximately \$361 million in the Guyanese telecommunications infrastructure and as of December 31, 2011 we had approximately 152,000 fixed access lines, all of which are digitally switched lines. During 2011, we continued to extend our network to cover newly developed housing areas and residential parks and additional rural towns and communities, although at a lesser rate than in previous years.

Our international long distance network is linked with the rest of the world principally through our new fiber optic submarine cable into Guyana, our ownership of a portion of the Americas II undersea fiber optic cable and by leasing capacity on several other cables. The Suriname-Guyana Submarine Cable System (SGSCS), which we co-own with Telesur, the government owned telecommunications provider in Suriname, provides us with more robust redundancy, the capacity to meet growing data demands in Guyana, and the opportunity to provide new and enhanced IP centric services. The use of this cable has enabled our DSL internet offering, marketed under the “eMagine” brand name in Guyana, to grow over the past year, from approximately 11,000 subscribers at December 31, 2010 to approximately 19,000 subscribers at December 31, 2011. We also lease capacity on Intelsat satellites and have two Standard B earth stations, which provide both international and local backhaul services.

*Sales and Marketing.* Our revenues for fixed access domestic service are derived from installation charges for new lines, monthly line rental charges, monthly measured service charges based on the number and duration of calls and other charges for maintenance and other customer services. For each category of revenues, rates differ for residential and commercial customers and are set by regulatory authorities. We employ a minimal sales force for our basic wireline offering, as wireline sales are primarily driven by network expansion and availability of service. Customers can pay their bills at any one of our six business centers, any Western Union branch, commercial banks and post offices.

*Competition.* We have the exclusive right to provide domestic fixed and international voice and data services in Guyana. As the initial term of our license was scheduled to expire in December 2010, we notified the Government of Guyana of our election to renew our exclusive license for an additional 20 years and received return correspondence from the Government that our exclusive license had been renewed until such time that new legislation is in place with regard to the Government’s intention to introduce competition into the sector. We believe, however, our exclusive license continues to be valid unless and until such time as we enter into a negotiated settlement with the Government. See “—Regulation of Our GT&T Subsidiary—Other Regulatory Developments” and “Risk Factors—Our exclusive license to provide local exchange and international voice and data services in Guyana is subject to significant political and regulatory risk.”

#### *U.S. Wireline Segment*

We are a leading provider of competitive integrated voice and broadband data communications services in Vermont and New Hampshire under the “Sovernet” name. In August 2008, we acquired a fiber based wholesale transport service provider in New York State that provides services under the “ION” name.

*Network.* We provide voice and data services using a network comprising telecommunications switching and related equipment that we own and telecommunications lines that we typically lease from the incumbent telephone company. We operate a high capacity fiber-optic ring network in Vermont that we use to connect 10 of our largest markets in the state. As of December 31, 2011, we had approximately 56,600 business and 5,600 residential access line equivalents, or ALEs, in billing. ALEs are calculated by determining the number of individual voice or data lines, in 64 kbps segments, that generate a monthly recurring charge within an end user circuit or circuits. As of December 31, 2011, we also provided broadband services to approximately 4,670 accounts in Vermont and western New Hampshire.

Our wholesale telecommunications transport business operates several linked geographically redundant fiber rings comprising more than 2,000 fiber route miles that connect major New York metropolitan hubs with rural communities within the state. In 2010, we received two grants from the National Telecommunications and Information Administration of the U.S. Department of Commerce to expand our existing network by constructing ten new segments of fiber-optic, middle-mile broadband

infrastructure in upstate New York and to construct and operate a 773 mile fiber-optic middle mile network in Vermont. We began construction on our New York project in late 2010 and on our Vermont project in late 2011.

*Sales and Marketing.* We sell our services primarily through a direct sales force that assists customers in choosing tailored solutions for their specific communication needs. Our direct sales staff focuses on selling integrated voice and data to small and medium-sized businesses and other organizations, while residential services are largely sold through advertising and word of mouth. We advertise on television and radio through cooperative arrangements and engage in other promotional activities from time to time.

Our wholesale transport and capacity customers are predominately telecommunications carriers such as local exchange carriers, wireless carriers and interstate integrated providers, which are served by our direct sales force. We expect to expand our customer base in New York State to include more large-scale end users such as large enterprises, governmental agencies and educational institutions and with the completion of our Vermont stimulus project build, to add wholesale transport and capacity customers in Vermont.

*Competition.* We compete for retail customers by offering customized voice and data solutions designed to meet the specific needs of our two targeted subsets of customers by providing superior customer service and competitive pricing. Our primary retail competitor is Fairpoint Communications, which acquired the incumbent local exchange business of Verizon Communications in northern New England. We also compete with cable companies, such as Comcast, and other competitive service providers who target small and medium sized businesses. In New York State, we compete against other providers of wholesale high-capacity transport such as Verizon Communications and the multi-state long-haul providers.

## **Employees**

As of December 31, 2011, we had 1,884 employees, of whom 1,104 were employed in the United States (including in the U.S. Virgin Islands). At the holding company level, we employ the executive management team and staff. More than half of our Guyana full-time work force is represented by the Guyana Postal and Telecommunications Workers Union. We do not have any other union employees. We believe we have good relations with our employees.

## **Regulation**

Our telecommunications operations are subject to extensive governmental regulation in each of the jurisdictions in which we provide services. The following summary of regulatory developments and legislation does not purport to describe all present and proposed federal, state, local, and foreign regulation and legislation that may affect our businesses. Legislative or regulatory requirements currently applicable to our businesses may change in the future and legislative or regulatory requirements may be adopted by those jurisdictions that currently have none. Any such changes could impose new obligations on us that would adversely affect our operating results.

### **U.S. Federal Regulation**

Our wireless and wireline operations in the United States and the U.S. Virgin Islands are governed by the Communications Act of 1934, as amended (or Communications Act), the implementing regulations adopted thereunder by the FCC, judicial and regulatory decisions interpreting and implementing the Communications Act, and other federal statutes.

## *Wireless Services*

The FCC regulates, among other things, the licensed and unlicensed use of radio spectrum; the ownership, lease, transfer of control and assignment of wireless licenses; the ongoing technical, operational and service requirements applicable to such licenses; the timing, nature and scope of network construction; the provision of certain services, such as E-911; and the interconnection of communications networks in the United States.

*Licenses.* We provide our wireless services under various commercial mobile radio services (or CMRS) licenses, such as cellular, broadband Personal Communications Services (or PCS) or 700 MHz licenses, and broadband radio service (or BRS) licenses granted by the FCC and pursuant to leases of spectrum from FCC-licensed operators. Some of these licenses are site-based while others cover specified geographic market areas, typically Cellular Market Areas (or CMAs) and Basic Trading Areas (or BTAs), as defined by the FCC. The technical and service rules, the specific radio frequencies and the authorized spectrum amounts vary depending on the licensed service. The FCC generally allocates CMRS and BRS licenses through periodic auctions, after determining how many licenses to make available in particular frequency ranges, the applicable service rules, and the terms on which the license auction will be conducted. Such licenses are also available via secondary market mechanisms, using procedures and regulations set forth by the FCC.

*Future Spectrum Allocations.* In 2010, the FCC released its National Broadband Plan, which indicates that the FCC will seek to allocate 300 to 500 MHz of additional spectrum below 2.5 GHz over the next 5 to 10 years to meet a perceived need for additional spectrum to support the provision of wireless broadband services. To that end, the FCC has initiated a series of proceedings designed to identify additional spectrum that can be repurposed or reallocated and has proposed that Congress give it authority to establish mechanisms to encourage existing licensees, including television broadcasters, to make spectrum available for wireless broadband services. In addition, the National Telecommunications and Information Administration, or NTIA, has issued a report identifying 155 MHz of spectrum for fast track evaluation and sets a timetable for making a total of 500 MHz of spectrum available through government coordination and reallocation. There is no certainty as to whether or not such additional spectrum will be made available for wireless broadband services, the amount of spectrum that might ultimately be made available, the timing of the auction of any such spectrum, whether Congress will enact legislation regarding spectrum, the likely configuration of any such additional spectrum and conditions that might apply to it, or the usability of any of this spectrum for wireless services competitive with our services or by us.

*Construction Obligations.* The FCC conditions licenses on the satisfaction of certain construction obligations. The obligations vary depending on the licensed service. Failure to satisfy an applicable construction requirement can result in the assessment of fines and forfeitures by the FCC, a reduced license term, or automatic license cancellation. We are in compliance with the applicable construction requirements that have arisen for the licenses we currently hold and expect to meet all future construction requirements as well. If we do not meet an initial construction benchmark in June of 2013 for our 700 MHz licenses, or obtain a waiver of the construction requirements, the license term for such licenses will be shortened to June of 2017, and if we do not take meaningful steps toward construction by June 2013, we may be subject to fines and forfeitures and/or a reduction of our licensed service area. If we fail to meet the build out requirements by the end of the license term for our 700 MHz licenses, we will lose our authority to serve any unserved area within our 700 MHz licensed area and also could be subject to fines and forfeitures, including a revocation of our 700 MHz licenses. We currently expect to meet the build out or waiver requirements with respect to our 700 MHz licenses.

With respect to some of our licenses, if we were to discontinue operation of a wireless system for a period of time, at least 90 consecutive days for cellular licenses, our license for that area would be automatically forfeited.

*License Renewals.* Our FCC licenses generally expire between 2012 and 2019 and are renewable upon application to the FCC. License renewal applications may be denied if the FCC determines, after appropriate notice and hearing, that renewal would not serve the public interest, convenience, or necessity. At the time of renewal, if we can demonstrate that we have provided “substantial” service during the past license term and have complied with the Communications Act and applicable FCC rules and policies, then the FCC will award a renewal expectancy to us and will generally renew our existing licenses without considering any competing applications. The FCC defines “substantial” service as service that is sound, favorable and substantially above a level of mediocre service that might only minimally warrant renewal. If we do not receive a renewal expectancy, then the FCC will accept competing applications for the license and conduct a comparative hearing. In that situation, the FCC may award the license to another applicant. While our licenses have been renewed regularly by the FCC in the past, there can be no assurance that all of our licenses will be renewed in the future. We are currently in the process of applying for renewal of our licenses schedule to expire in 2012.

In 2011, the FCC, in a Notice of Proposed Rule Making (“NPRM”), proposed to establish more consistent requirements for renewal of licenses, uniform policies governing discontinuances of service, and to clarify certain construction obligations across all of the wireless service bands. The proposed changes to the applicable renewal and discontinuance of service requirements may be applied to existing licenses that will be renewed in the future. We are unable to predict with any certainty the likely timing or outcome of this wireless renewal standards proceeding.

The FCC may deny license applications and, in extreme cases, revoke licenses, if it finds that an entity lacks the requisite qualifications to be a licensee. In making that determination, the FCC considers whether an applicant or licensee has been the subject of adverse findings in a judicial or administrative proceeding involving felonies, the possession or sale of unlawful drugs, fraud, antitrust violations, or unfair competition, employment discrimination, misrepresentations to the FCC or other government agencies, or serious violations of the Communications Act or FCC regulations. To our knowledge, there are no activities and no judicial or administrative proceedings involving either us or the licensees in which we hold a controlling interest that would warrant such a finding by the FCC.

*License Acquisitions.* Prior FCC approval typically is required for transfers or assignments of a controlling interest in any license or construction permit, or of any rights thereunder. Non-controlling minority interests in an entity that holds an FCC license generally may be bought or sold without FCC approval, subject to any applicable FCC notification requirements. The FCC permits licensees to lease spectrum to third parties under certain conditions, subject to prior FCC approval, or in some instances, notification to the FCC. These mechanisms provide additional flexibility for wireless providers to structure transactions and create additional business and investment opportunities.

The FCC no longer caps the amount of CMRS spectrum in which an entity may hold an attributable interest and now engages in a case-by-case review of proposed wireless transactions, including spectrum acquired via auction, to ensure that the proposed transaction serves the public interest and would not result in a rule violation or an undue concentration of market power.

In reviewing proposed transactions that involve the transfer or assignment of mobile wireless spectrum, the FCC utilizes a spectrum aggregation screen to determine whether the transaction requires additional scrutiny. A transaction will trigger heightened FCC scrutiny if it will result in the geographic overlap of CMRS spectrum in a given area that is equal to or in excess of 95 MHz, 115 MHz, 125 MHz, or 145 MHz, depending on the availability of Broadband Radio Service (or BRS) and Advanced Wireless Services (or AWS) spectrum in an overlap area. The FCC’s heightened scrutiny

would also be triggered if a proposed transaction results in a material change in the post-transaction market share in a particular market as measured by the Herfindahl-Hirschman Index. We are well below the spectrum aggregation screen in the geographic areas in which we hold or have access to licenses, and thus we may be able to acquire additional spectrum either from the FCC in an auction or from third parties in private transactions. Similarly, our competitors may be able to strengthen their operations by making additional acquisitions of spectrum in our markets or by further consolidating the industry.

The FCC may prohibit, or impose conditions on, proposed transactions involving the assignment or transfer of licenses or the lease of spectrum. Although we cannot ensure that the FCC will approve, not condition, or act in a timely fashion upon any future requests for approval of proposed transactions in which we are involved, we believe that the FCC would approve or grant such requests or applications in due course.

*Other Requirements.* The Communications Act and the FCC's rules impose a number of additional requirements upon wireless service providers. A failure to meet or maintain compliance with the Communications Act and/or the FCC's rules may subject us to fines, forfeitures, penalties or other sanctions.

Wireless licensees must satisfy a variety of FCC requirements relating to technical and reporting matters. Licensees must often coordinate frequency usage with adjacent licensees and permittees to avoid interference between adjacent systems. In addition, the height and power of transmitting facilities and the type of signals emitted must fall within specified parameters. For certain licensed services, a variety of incumbent government and non-government operations may have to be relocated before a licensee may commence operations, which may trigger the payment of relocation costs by the incoming licensee.

The radio systems towers that we own and lease are subject to Federal Aviation Administration and FCC regulations that govern the location, marking, lighting, and construction of towers and are subject to the requirements of the National Environmental Policy Act, National Historic Preservation Act, and other environmental statutes enforced by the FCC. The FCC has also adopted guidelines and methods for evaluating human exposure to radio frequency emissions from radio equipment. We believe that all of our radio systems on towers that we own or lease comply in all material respects with these requirements, guidelines, and methods.

The FCC has adopted requirements for cellular, PCS and other CMRS providers to implement basic and enhanced 911, or E-911, services. These services provide state and local emergency service providers with the ability to better identify and locate 911 callers using wireless services, including callers using special devices for the hearing impaired. Because the implementation of these obligations requires that the local emergency services provider have certain facilities available, our specific obligations are set on a market-by-market basis as emergency service providers request the implementation of E-911 services within their locales. The FCC is considering changes to its rules and policies concerning E-911 location accuracy. We are unable at this time to predict the likely outcome of this proceeding. The extent to which we are required to deploy E-911 services will affect our capital spending obligations. Federal law limits our liability for uncompleted 911 calls to a degree commensurate with wireline carriers in our markets.

Under certain circumstances, federal law also requires telecommunications carriers to provide law enforcement agencies with capacity and technical capabilities to support lawful wiretaps pursuant to the Communications Assistance for Law Enforcement Act (or CALEA). Federal law also requires compliance with wiretap-related record-keeping and personnel-related obligations. We are in compliance with all such requirements currently applicable to us. The FCC has adopted rules that apply CALEA obligations to high speed Internet access and voice-over Internet protocol (or VoIP) services.



Maintaining compliance with these law enforcement requirements may impose additional capital spending obligations on us to make necessary system upgrades.

The FCC has long required CMRS providers to permit customers of other carriers to roam “manually” on their networks, for example, by supplying a credit card number, provided that the roaming customer’s handset is technically capable of accessing the roamed-on network. More recently, the FCC has ruled that automatic voice roaming also is a common carrier obligation for CMRS carriers. This ruling requires CMRS carriers to provide automatic voice roaming services to other CMRS carriers upon reasonable request and on a just, reasonable, and non-discriminatory basis pursuant to Sections 201 and 202 of the Communications Act. This automatic voice roaming obligation extends to services such as ours that are real-time, two-way switched voice or data services that are interconnected with the public switched network and utilize an in-network switching facility that enables the provider to reuse frequencies and accomplish seamless hand-off of subscriber calls. The FCC recently clarified that the automatic voice roaming obligations of broadband CMRS providers extend to both in-market and out-of-market automatic voice roaming provided that the request is reasonable. In assessing whether a request is reasonable, the FCC will consider the totality of the circumstances and may consider a number of factors, including the technical compatibility of the roamer, the extent of the requesting carrier’s build-out where it holds spectrum, and whether alternative roaming partners are available, to determine whether or not a particular roaming request is reasonable. In 2011, the FCC found that the automatic roaming obligation should be extended to services that are classified as information services (such as high speed wireless Internet access services) or to services that are not CMRS. The FCC found that such automatic data roaming, while not a common carrier service, should be offered by the providers of such services on a commercially reasonable basis, when technologically compatible and technologically feasible. The FCC may use a number of factors in its consideration of the commercial reasonableness of a request for such automatic data roaming services, including the technical compatibility of the roamer, the extent of the requesting carrier’s build-out where it holds spectrum, and whether alternative roaming partners are available, to determine whether a particular roaming request is reasonable. Verizon Wireless is appealing the automatic data roaming rules before the U.S. Court of Appeals for the District of Columbia Circuit. We cannot predict with any certainty the outcome of such appeal.

We are obligated to pay certain annual regulatory fees and assessments to support FCC wireless industry regulation, as well as fees supporting federal universal service programs, number portability, regional database costs, centralized telephone numbering administration, telecommunications relay service for the hearing-impaired and application filing fees. These fees are subject to change periodically by the FCC and the manner in which carriers may recoup these fees from customers is subject to various restrictions.

### ***Wireless and Wireline Services***

*Universal Service.* In general, all telecommunications providers are obligated to contribute to the federal Universal Service Fund (or USF), which is used to promote the availability of wireline and wireless telephone service to individuals and families qualifying for federal assistance, households located in rural and high-cost areas, and to schools, libraries and rural health care providers. Contributions to the federal USF are based on end user interstate telecommunications revenue and some states have similar programs that also require contribution. The FCC is currently examining the way in which it collects carrier contributions to the USF, including a proposal to base collections on the number of telephone numbers or network connections in use by each carrier. We contribute to the USF as required by the rules throughout the U.S., and receive funds from the USF for providing service in rural areas of the United States and the U.S. Virgin Islands. The collection of USF fees and distribution of USF support is under continual review by state and federal legislative and regulatory bodies and we are subject to audit by the Universal Service Administration Corporation (or USAC).

We believe we are substantially compliant with all FCC and state regulations related to the receipt and collection of universal service support.

In October 2011, the FCC released an order reforming the USF program to phase out the current level of high-cost USF support for wireless carriers over a period of five years, beginning in 2012. The FCC is also seeking further comment on a number of additional issues regarding the implementation of its USF overhaul. In connection with the order, the FCC adopted a Mobility Fund providing universal service funds to recipients that offer various services based upon criteria set by the FCC. Although we cannot predict the impact of such changes on the amounts we pay or receive in USF funds, we believe the changes are likely to impact our USF funding negatively, and consequently, our efforts to build and maintain networks in certain rural markets and our ability to provide services currently offered to very low income consumers supported by USF funds. The FCC's overhaul of the rules governing the distribution of USF currently are subject to various petitions for review before the United States Court of Appeals for the 10<sup>th</sup> Circuit and various petitions for reconsideration before the FCC. We cannot predict the likely timing or outcome of such petitions.

*Intercarrier Compensation.* Under federal and state law, telecommunications providers are generally required to compensate one another for originating and terminating traffic for other carriers. Consistent with these provisions, we currently receive compensation from other carriers and also pay compensation to other carriers. The FCC, in October 2011, significantly revised its intercarrier compensation regime. Under the revised intercarrier compensation regime, where there is no pre-existing agreement between a CMRS carrier and a local exchange carrier (or LEC) for the exchange of local traffic, such traffic between CMRS providers and most LECs is to be compensated pursuant to a default bill-and-keep regime. The FCC's new intercarrier compensation regime also sets forth a transition schedule that will eventually result in the exchange of traffic between telecommunications carriers being exchanged on a bill-and-keep basis. The FCC's new intercarrier compensation rules may affect the manner in which we are charged or compensated for the exchange of traffic. We cannot predict the impact of any changes to these requirements on the amounts that we pay or receive. The FCC's overhaul of the rules governing intercarrier compensation currently are subject to various petitions for review before the United States Court of Appeals for the 10<sup>th</sup> Circuit and various petitions for reconsideration before the FCC. We cannot predict the likely timing or outcome of such petitions.

*Local Competition.* The Communications Act encourages competition in local telecommunications markets by removing barriers to market entry and imposing on non-rural incumbent local exchange carriers (or ILECs), among other things, duties to do the following:

- negotiate interconnection agreements at any technically feasible point on just, reasonable, and non-discriminatory rates, terms, and conditions;
- provide access to certain unbundled network elements (or UNEs), such as local loops and interoffice transport, or combinations of UNEs at nondiscriminatory, cost-based rates in certain circumstances;
- provide physical collocation, which allows competitive local exchange carriers (or CLECs) to install and maintain its network termination equipment in an ILEC's central office or to obtain functionally equivalent forms of interconnection under certain circumstances;
- provide access to poles, ducts, conduits, and rights-of-way on a reasonable, non-discriminatory basis;
- offer retail local telephone services to resellers at discounted wholesale rates;

- when a call originates on its network, compensate other telephone companies for terminating or transporting the call;
- provide dialing parity, which ensures that customers are able to route their calls to telecommunications service providers without having to dial additional digits;
- provide notice of changes in information needed for another carrier to transmit and route services using its facilities; and
- provide telephone number portability, so customers may keep the same telephone number if they switch service providers.

In addition, under Section 271 of the Communications Act, the Bell Operating Companies (or BOCs) have an obligation to provide certain network elements, including elements (for example, local switching) that have been removed from the mandatory list of network elements that must be unbundled under Section 251 of the Communications Act. The BOCs are required to provide Section 271 network elements under a “just and reasonable” pricing standard. Over time, the FCC has removed the BOC’s obligation to provide certain network elements under Section 271. There can be no assurance that the FCC will not continue to exercise its authority to remove other Section 271 network element obligations in the future. Any such action by the FCC may have an adverse effect on the financial condition or operations of our U.S. Wireline segment. We operate in a region where the ILEC is required to comply with the above-mentioned statutory provisions, and, accordingly, we have benefited from the reduced costs in acquiring required communication services, such as ILEC interconnection, and have benefited from the right to receive compensation for the termination of traffic. Provisions relating to interconnection, telephone number portability, equal access, and resale could, however, subject us to increased competition and additional economic and regulatory burdens.

We provide Internet access services as an Internet service provider (or ISP). The FCC has classified such services as information services, so they are not subject to various regulatory obligations that are imposed on common carriers, such as paying access charges or contributing to the Universal Service Fund. The FCC generally preempts state and local regulation of information services. While the FCC to date has declined to classify interconnected VoIP service as a telecommunications service or information service, it has imposed a number of consumer protection and public safety obligations on interconnected VoIP providers, relying in large part on its general ancillary jurisdiction powers. To the extent that we provide interconnected VoIP service we will be subject to a number of these obligations.

In December 2010, the FCC adopted new rules to ensure the “openness” of the Internet. These new rules, which became effective in November 2011, fall into three principal categories: (1) Transparency—All providers of broadband Internet access service must disclose practices, performance characteristics, and commercial terms of service, and mobile broadband providers must disclose third-party device and applications limits and any relevant criteria for use of such third-party offerings; (2) No Blocking—Fixed broadband Internet Service Providers (“ISPs”) may not block lawful content, applications, services, or attachment of non-harmful devices, and mobile broadband providers may not block access to lawful websites nor applications that compete with the provider’s voice or video telephony services; and (3) Nondiscrimination—Fixed broadband providers may not engage in unreasonable discrimination against persons or entities sending content over the Internet. These requirements are generally subject to an exemption for reasonable network management, apply to mass-market broadband services (but not to managed services that share capacity with broadband Internet access), and will be enforced through a combination of mechanisms, including formal and informal complaints and self-initiated FCC investigations. Challenges to the FCC new rules have been filed in federal appeals court and the outcome of those challenges, and their effect on the new rules, is uncertain. We cannot predict the outcome of such appeals. We believe that compliance with the new rules could result in additional costs to the Company.

## **Obligations Due to Economic Stimulus Grant**

Two of our subsidiaries have received awards from the Broadband Technology Opportunities Program (BTOP) of the U.S. Department of Commerce (DOC) pursuant to the American Recovery and Reinvestment Act of 2009 (ARRA). As a BTOP awardee, we are subject to the various terms and conditions included in the agency's Notice of Funds Availability (NoFA) published in the Federal Register on July 9, 2009. Among these requirements are Interconnection and Non-Discrimination requirements by which any awardee must comply with the following requirements: (i) adhere to the principles contained in the FCC's Internet Policy Statement (FCC 05-151, adopted August 5, 2005) or any subsequent ruling or statement; (ii) not favor any lawful Internet applications and content over others; (iii) display network management policies in a prominent location on its web page and provide notice to customers of changes to these policies; (iv) connect to the public Internet directly or indirectly, so that the project is not an entirely private closed network; and (v) offer interconnection, where technically feasible without exceeding current or reasonably anticipated capacity limitations, at reasonable rates and terms to be negotiated with requesting parties. While FCC rules regarding these issues may apply to all our operations, these particular requirements apply only to our BTOP-funded projects.

As a BTOP awardee, we are also required to comply with other terms and conditions of the individual DOC grants, including reporting, transparency and audit requirements pursuant to Section 1512 of the ARRA, and notification and reporting obligations set forth in the Office of Management and Budget Memorandum, *Implementing Guidance for Reports on Use of Funds Pursuant to the American Recovery and Reinvestment Act of 2009* (OMB M-09-21, June 22, 2009).

## **U.S. State Regulation**

Federal law preempts state and local regulation of the entry of, or the rates charged by, any CMRS provider. As a practical matter, we are free to establish rates and offer new products and service with a minimum of regulatory requirements. The states in which we operate maintain nominal oversight jurisdiction. For example, although states do not have the authority to regulate the entry or the rates charged by CMRS providers, states may regulate the "other terms and conditions" of a CMRS provider's service. Most states still maintain some form of jurisdiction over complaints as to the nature or quality of services and as to billing issues. Since states may continue to regulate "other terms and conditions" of wireless service, and a number of state authorities have initiated actions or investigations of various wireless carrier practices, the outcome of these proceedings is uncertain and could require us to change certain of our practices and ultimately increase state regulatory authority over the wireless industry. States and localities assess on wireless carriers taxes and fees that may equal or even exceed federal obligations.

The location and construction of our wireless transmitter towers and antennas are subject to state and local environmental regulation, as well as state or local zoning, land use and other regulation. Before we can put a system into commercial operation, we must obtain all necessary zoning and building permit approvals for the cell site and tower locations. The time needed to obtain zoning approvals and requisite state permits varies from market to market and state to state. Likewise, variations exist in local zoning processes. If zoning approval or requisite state permits cannot be obtained, or if environmental rules make construction impossible or infeasible on a particular site, our network design might be adversely affected, network design costs could increase and the service provided to our customers might be reduced.

The FCC has adopted a declaratory ruling establishing presumptive timeframes in which states and localities must resolve tower siting applications before the applicant may seek judicial review—90 days for collocations and 150 days for all other siting applications. This ruling will expedite our ability to seek legal redress, and thus mitigate tower construction delays, in the event a state or locality does not timely act on our zoning applications. The FCC’s declaratory ruling was recently upheld in a federal appeals court, but we cannot predict the likelihood or outcome of any further appeals.

### **Guyana Regulation**

The Company’s 80%-owned subsidiary, Guyana Telephone & Telegraph Limited (“GT&T”) is subject to regulation in Guyana under the provisions of GT&T’s License from the Government of Guyana, the Guyana Public Utilities Commission Act of 1999 as amended (or PUC Law) and the Guyana Telecommunications Act 1990 (or Telecommunications Law). The Public Utilities Commission of Guyana (or PUC) is an independent statutory body with the principal responsibility for regulating telecommunications rates and services in Guyana. The Ministry of Telecommunications, an agency of the Government of Guyana, has formal authority over telecommunications licensing and related issues.

*Licenses.* GT&T provides domestic fixed (both wireline and wireless) and international voice and data services in Guyana pursuant to a License from the Government of Guyana granting GT&T the exclusive right to provide the following: public telephone, radio telephone, and pay telephone services; domestic fixed (both wireline and wireless); international voice and data services; sale of advertising in any telephone directories; and, switched or non-switched private line service. The License, which was issued in December 1990, had an initial 20-year term. Pursuant to the License, GT&T also provides mobile wireless telephone service in Guyana on a non-exclusive basis pursuant to an initial 20 year term. This License is renewable at GT&T’s sole option for an additional term of 20 years. In November 2009, GT&T notified the Government of its election to renew both the exclusive and non-exclusive license grants for an additional period of 20 years. In exercising this option, GT&T reiterated to the Government that GT&T and the Company would be willing to voluntarily relinquish the exclusivity aspect of GT&T’s licenses, but only as part of an overall negotiated settlement with the Government. On December 15, 2010, the Government, through the Office of the President, sent a letter to GT&T indicating that GT&T’s License was renewed until such time as a new legislative and regulatory regime to reform the telecommunications sector in Guyana is brought into force; however, GT&T formally notified the Government that it is entitled to an unconditional renewal of both the exclusive and non-exclusive license grants for an additional period of 20 years or until such time as GT&T and the Company enter into a negotiated settlement with the Government.

*PUC Law and Telecommunications Law.* The PUC Law and the Telecommunications Law provide the general framework for the regulation of telecommunications services in Guyana. As a general matter, the PUC has authority to regulate GT&T’s domestic and international telecommunications services and rates and to require GT&T to supply certain technical, administrative and financial information as it may request. While GT&T has challenged its position, the PUC claims broad authority to review and amend any of GT&T’s programs for development and expansion of facilities or services. For a description of recent actions of the PUC, see Note 12 to the Consolidated Financial Statements included in this Report.

*Regulatory Developments.* Since 2001, the Government of Guyana has stated its intention to substantially reform Guyana’s telecommunications sector, including new legislation and regulations authorizing additional competition. Since that time, the Company and GT&T have met on several occasions with officials of the Government of Guyana to discuss potential modifications of GT&T’s exclusivity rights under the existing agreement and License. In August 2011, the Government of Guyana introduced a bill into Parliament that, if enacted, would have the effect of terminating the Company’s exclusivity rights by permitting other telecommunications carriers to receive licenses to

provide domestic fixed services and international voice and data services in Guyana. Along with the draft legislation, the Government also prepared new draft regulations and licenses (hereinafter referred to collectively as “Draft Laws”). The Draft Laws would also introduce material changes to many other features of Guyana’s existing telecommunications regulatory regime; however, the legislation was withdrawn without being acted upon in late September 2011. The Company cannot predict when or if the proposed legislation will be introduced in a future session of Parliament or, if adopted and signed into law, the manner in which it would be implemented by the Minister of Telecommunications and the PUC. Although the Company believes that it would be entitled to damages or other compensation for any involuntary termination of its contractual exclusivity rights, it cannot guarantee that the Company would prevail in a proceeding to enforce its rights or that its actions would effectively halt any unilateral action by the Government.

*FCC Rule-Making and International Long Distance Rates.* The actions of foreign telecommunications regulators, especially the FCC in the United States, can affect the settlement or termination rate payable by foreign carriers to GT&T for incoming international voice calls. While the FCC continues to monitor and evaluate termination rate levels and benchmarks, the Company cannot predict when and if the FCC will further reduce settlement rates or the effect lower rates will have on revenue in the Company’s International Integrated Telephony segment.

### **Caribbean and Other Regulation**

We are subject to regulation in Bermuda and each of the other jurisdictions in the Caribbean where we provide service. In Bermuda, our subsidiary is subject to Bermuda’s Telecommunications Act of 1986 and is authorized to use spectrum to deliver services under its “Class B” license that expires in 2013. We currently intend to renew this license next year. Our Turks and Caicos operations are subject to the Turks and Caicos Islands Telecommunications Ordinance of 2004.

In November 2011, the Bermuda Government introduced draft legislation in the Bermuda House of Assembly proposing to abolish the current three class tier system of telecommunications licenses in favor of a universal licensing scheme. We expect that if these reforms do occur, we may explore the possibility of providing additional service in Bermuda to supplement and add additional value to our current wireless and Internet services.

### **Taxation—United States**

As a U.S. corporation, we are subject to U.S. federal income taxation on our worldwide net income, currently at rates up to 35% of taxable income. In general, a U.S. corporation is only subject to U.S. taxation on the earnings and profits (or E&P) received from a foreign corporation when such E&P is actually distributed or deemed distributed to the United States. Pursuant to the foreign tax credit provisions of the Internal Revenue Code, and subject to complex limitations contained under those provisions, we are entitled to credit foreign withholding taxes on dividends or interest received, and foreign corporate income taxes of our subsidiaries paid with respect to income distributed as dividends or income inclusions under Subpart F from such subsidiaries, against our U.S. federal income tax. We do not provide for U.S. income taxes on the undistributed earnings of our foreign subsidiaries that are considered to be indefinitely reinvested outside of the U.S.

As of December 31, 2011, we have a foreign tax credit carryforward of \$16.8 million. These credits began expiring in 2011. As part of the Alltel Acquisition, which was completed during the second quarter of 2010, and the associated levels of future debt and interest service, we re-examined our projected mix of foreign source and US-source earnings and concluded it is more likely than not that we will not generate enough foreign source income to utilize our existing foreign tax credits prior to their expiration date. As a result, we have placed a full valuation allowance against those credits as of December 31, 2011.

#### **Taxation—Guyana**

Our taxable income in Guyana is subject to Guyanese tax at a rate of 45% of taxable income. Our agreement with the Government of Guyana provides that the repatriation of dividends to Atlantic Tele-Network and any payment of interest on GT&T debt denominated in foreign currency are not subject to withholding taxes. It also provides that fees payable by GT&T to us or any of our subsidiaries for management services shall not be subject to currency restrictions or withholding or other Guyana taxes. GT&T has a number of tax issues pending before the Guyana revenue authorities and the Guyana courts. See “Risk Factors—Risks Relating to Our Wireless and Wireline Services in Guyana—GT&T is engaged in significant tax disputes with the Guyanese tax authorities that, if resolved against us, could adversely affect our financial condition and results of operations”.

#### **Available Information**

Our website address is [www.atni.com](http://www.atni.com). The information on our website is not incorporated by reference in this Report and you should not consider information provided on our website to be part of this Report. Investors may access, free of charge, our annual reports on Form 10-K, quarterly reports on Form 10-Q and current reports on Form 8-K, plus amendments to such reports as filed or furnished pursuant to Section 13(a) or 15(d) of the Securities Exchange Act of 1934, as amended, through the “Financial Information” portion of the “Investor Relations” section of our website as soon as reasonably practicable after we electronically file such material with, or furnish it to, the Securities and Exchange Commission. In addition, paper copies of these documents may be obtained free of charge upon request by writing to us at 600 Cummings Center, Beverly, Massachusetts 01915, Attention: Investor Relations, or by calling us at (978) 619-1300.

We have adopted a written Code of Ethics that applies to all of our employees and directors, including, but not limited to, our principal executive officer, principal financial officer, and principal accounting officer or controller, or persons performing similar functions. Our Code of Ethics, along with our Compensation Committee Charter and Audit Committee Charter, are available at the Corporate Governance section of our website. We intend to make any disclosure required under the SEC rules regarding amendments to, or waivers from, our Code of Ethics on our website.

#### **ITEM 1A. RISK FACTORS**

In addition to the other information contained in, or incorporated by reference into, this Report, you should carefully consider the risks described below that could materially affect our business, financial condition or future results. These risks are not the only risks facing us. Additional risks and uncertainties not presently known to us or that we currently believe are immaterial also may materially adversely affect our business, financial condition and/or results of operations.

## **Risks relating to our U.S. operations**

***We may not be successful in increasing our customer base which would negatively affect our business plans and financial outlook.***

Over the past year, we have worked to separate our acquired Alltel network from the legacy Verizon Wireless/Alltel network. This required us to transition or “re-home” some of the acquired field network facilities to newly built, or other newly acquired, switching and other core network facilities and integrate and align numerous business and work processes such as customer billing, by building and designing our own processes and the information systems necessary to track and handle those processes. This integration process, though successful, posed many challenges and likely contributed to some net subscriber loss, from 800,000 subscribers at the acquisition to 582,000 subscribers as of December 31, 2011. Our current business plans assume that we will modestly increase our customer base over time.

Our rates of customer acquisition and turnover are affected by a number of factors described in detail below, including the size of our service areas, network performance and reliability issues, our device and service offerings, customer perceptions of our services, customer care quality and wireless number portability. Managing these factors and customers’ expectations is essential in attracting and retaining customers. Although we have implemented programs to attract new customers and address customer turnover, we cannot be certain that these programs will be successful. A high rate of customer turnover or low rate of new customer acquisition could have a material adverse effect on our business, financial condition and results of operations.

***Intense competition in the U.S. retail wireless industry and our smaller scale, relative to larger national or regional wireless carriers, could adversely affect our business, financial condition or results of operations.***

Competition in the U.S. retail wireless industry is currently intense and could intensify further due to the general effects of a weak economy, as well as due to wireless industry factors such as increased market saturation and aggressive price reductions. Our main competitors are national or global telecommunications companies that are much larger than us. These carriers possess greater resources and much greater economies of scale that gives them a significant cost advantage in many areas. The national carriers can deploy new network technologies and mobile handsets and devices more rapidly and at a lower cost. The national and larger regional carriers typically also have broader radio spectrum holdings, giving them the ability to launch multiple technologies and to devote more bandwidth to a given voice or data service. Due to our smaller scale, we may be unable to compete successfully with larger companies that have substantially greater financial, technical, marketing, sales, purchasing and distribution resources, which could adversely affect our revenues and costs of doing business.

In particular, our business depends on our access to new handsets and other devices and to a lesser extent, content for data, music or video services, being developed by vendors. Because of their buying power and the relationships they have created with vendors, the large national carriers have a significant advantage in pushing the development of new technologies and taking advantage of those technologies. For example, in the past, they have entered into deals with device vendors giving them the exclusive right to sell the latest mobile devices for a period of time. If we are unable to obtain new handsets desired by our customers at favorable pricing and quantities as a result of our smaller purchasing resources or obtain timely access to content for data, music or video services, our business, financial condition or results of operations could be adversely affected.



***We rely on a limited number of key suppliers and vendors for timely supply of handsets, accessories, equipment and services relating to our network infrastructure. If these suppliers or vendors experience problems or favor our competitors, we could fail to obtain sufficient quantities of the products and services we require to operate our businesses successfully.***

We depend on a limited number of suppliers and vendors for equipment and services relating to our handset lineup, network infrastructure and our back-office IT systems infrastructure. If these suppliers experience interruptions or other problems delivering these network components on a timely basis, our subscriber or revenue growth and operating results could suffer significantly.

We source wireless devices from a small number of equipment manufacturers and depend on access to compelling devices at reasonable prices as well as timely delivery of devices to meet market demands. The inability to provide a competitive device lineup, as discussed with respect to increased competition risks above, could materially impact our ability to attract new customers and retain existing customers. We are also reliant upon a limited number of network equipment manufacturers, including Ericsson, Motorola, Alcatel-Lucent and Nokia in the United States. If it becomes necessary to seek alternative suppliers and vendors, we may be unable to obtain satisfactory replacement suppliers or vendors on economically attractive terms on a timely basis.

***Due to the non-contiguous nature of our U.S. wireless network, if we are unable to expand our network and obtain the roaming services we need from other carriers to operate competitively, our profitability and other results of operations could be adversely affected.***

The wireless assets that we acquired in the Alltel Acquisition were historically operated as part of a national network whose customers valued nationwide coverage and support. As a result of the regulatory-required divestiture of these assets, many of our retail markets are now non-contiguous and require network expansion, improvements and roaming support to ensure ongoing nationwide coverage. We believe broad regional or nationwide coverage remains important to a large portion of our customer base.

Many of our competitors have regional or national networks that enable them to offer automatic roaming services to their subscribers at a lower cost than we can offer. We currently have roaming agreements in place with several larger carriers, including Verizon Wireless, our main competitor, and expect to enter into additional roaming agreements with other carriers. This enables us to offer our customers competitively priced regional and international rate plans that include areas for which we do not own wireless licenses. We expect that we will be highly dependent on the roaming services we use from a mix of our competitors and other carriers. If we are unable to obtain or maintain roaming agreements with other wireless carriers that contain pricing and other terms that are competitive and acceptable to us and that satisfy our quality and interoperability requirements, we may no longer be able to offer these regional and international rate plans and the coverage area and pricing we offer to our customers may not be as attractive relative to the offers from our competitors and our business, financial condition or results of operations could be adversely affected.

***Our network capacity and customer service systems may not be adequate and may not expand quickly enough to support our customer growth.***

Our financial and operational success depends on ensuring that we have adequate network capacity to accommodate anticipated new customers and the related increase in usage of our network. This includes capacity on our wireless and wireline networks and capacity on our inter- and intra-network transport facilities. Our failure to expand and upgrade our networks and transport facilities to meet the increased usage could impair our quality of service, cause a decline in customer satisfaction and have a material adverse effect on our business.

Our retail wireless network capacity plans generally rely on the following:

- the ability to obtain and construct additional cell sites and other infrastructure equipment;
- the ability to secure adequate transport capacity between our cell sites and our network switching and routing platforms and between those platforms and the Internet and other carriers.
- the ability to obtain additional spectrum if required; and
- the ability to obtain the capital to expand and upgrade our network.

In addition, we must implement, manage and monitor effective procedures for customer activation, customer service, billing and other support services. Reliance on our customer service and handset procurement functions increases as we add new customers and offer new services and pricing plans. Our failure to timely and efficiently meet the demands for these services could decrease or slow subscriber growth or delay or otherwise impede billing and collection of amounts owed, which would adversely affect our revenue. We cannot make assurances that our customer service systems and network capacity will expand and adapt quickly enough to keep up with our anticipated customer growth and changes in services, and failure to do so would impair our ability to compete, which would adversely affect our results and financial operations.

***Our wireless and wireline revenues depend on the reliability and performance of our network infrastructure.***

We must operate our wireless and wireline networks so as to minimize any disruption that may occur to our services. The continued operation and growth of our networks and the implementation of new technologies and services involve operating risks that may disrupt our services and cause losses in revenue. Other risks that may also cause interruptions in service or reduced capacity for customers include power loss, capacity limitations, software defects and breaches of security by computer viruses, break-ins or otherwise. Disruptions in our networks and the unavailability of our services could lead to a loss of customers, damage to our reputation and violation of the terms of our licenses and contracts with customers. These failures could also lead to significant negative publicity, regulatory problems and litigation.

***Rapid and significant technological changes in the telecommunications industry may adversely affect us.***

We face rapid and significant changes in technology. In particular, the telecommunications industry is experiencing significant technological changes, including the following:

- evolving industry standards;
- requirements resulting from changing regulatory regimes;
- the allocation of new radio frequency spectrum in which to license and operate advanced wireless services;
- ongoing improvements in the capacity and quality of digital technology and shorter development cycles for new products and enhancements;
- changes in end-user requirements and preferences;
- the expansion of VoIP telephony services;
- convergence between video and data services;

- development of data and broadband capabilities and rapidly expanding demand for those capabilities; and
- migration to next-generation services, including the deployment of LTE or “4G” network technology, which may require the purchase of additional spectrum.

For us to keep up with these technological changes and remain competitive, at a minimum we will be required to continue to make significant capital expenditures to add to our networks’ capacity, coverage and technical capability. For example, we have spent considerable amounts adding higher speed, higher capacity mobile data services to many of our networks in recent years and we think it likely that more such expenditures will be needed over the next few years. For our U.S. wireless network, we are currently evaluating the feasibility of adding LTE mobile data technologies.

We cannot predict the effect of technological changes on our business. New technologies may be protected by patents or other intellectual property laws and therefore may not be available to us. Also, alternative technologies may be developed that provide communications services or alternative services superior to those available from us. Rapid changes in technology in our market may adversely affect our business. For example, to accommodate the demand by our wholesale wireless customers for next-generation advanced wireless products such as high-speed data and streaming video, we may be required to purchase additional spectrum. In addition, usage of wireless voice or broadband services in excess of our expectations could cause service disruptions and result in higher operating costs and capital expenditures to address capacity needs. In each of our markets, providing more and higher speed data services through our wireless or wireline networks may require us to make substantial investments in additional telecommunications transport capacity connecting our networks to the Internet, and in some cases such capacity may not be available to us or be available on attractive terms. We cannot assure you that we will gain access to spectrum or capacity at a reasonable cost or at all. Failure to provide these services could have a material adverse effect on our ability to compete with carriers offering these new technologies in our markets.

***Increased customer demand for data coverage and usage may be difficult to support.***

Our most popular plans bundle certain features with unlimited local and U.S. long distance service and unlimited text messaging, along with mobile web, 411 services, navigation and data back-up, for a fixed monthly fee. Our competitors offer similar plans. Approximately half of our current handset lineup offers “smartphones” and other new devices, which allow customers to send and receive data files and use greater amounts of network capacity than other handsets and devices we offer. Demand for these “smartphones” and data services has been growing rapidly in recent periods, and our value to our wholesale wireless customers depends in part on our network’s ability to support the services that such carriers’ customers demand. For example, advanced mobile high-speed wireless data services, which allow customers to use the wireless network to send and receive data files and access the Internet at speeds approaching fixed broadband, have become increasingly popular.

If customers exceed expected usage for our voice or data services, we could face capacity problems and our costs of providing the services could increase. Although we own less spectrum in our markets than our competitors, we continue to assess and seek to implement technological improvements to increase the efficiency of our wireless spectrum. We currently limit the amount of data used on a monthly basis per customer through our contract plans and will assess penalty fees if usage exceeds certain thresholds. However, if data usage increases faster than we anticipate and exceeds the then-available capacity of our network, our roaming costs may be higher than we anticipate or the quality of our service may be negatively affected, compelling us to increase our prices or alter our service offerings. As demand for advanced mobile data services continues to grow, we may have difficulty satisfying our retail customers and those of our wholesale roaming partners without

substantial upgrades and additional capital expenditures, which could have an adverse effect on our results of operations and financial condition.

*We may be unable to acquire additional spectrum at a reasonable cost or on a timely basis.*

Due to the non-contiguous nature of our network, we may be required to acquire additional spectrum in our current and other markets to satisfy the increasing demand for data services described above, to deploy new technologies or to enter new markets. Due to the dearth of available spectrum in the market, we cannot guarantee that we will be able to acquire additional spectrum at a reasonable cost or at all or that additional spectrum would be made available by the FCC through auction or other means on a timely or economical basis. If such additional spectrum is not available to us on reasonable terms or at a reasonable cost, our ability to grow our business, financial condition and results of operations could be adversely affected.

*A significant portion of our U.S. wholesale wireless revenue is derived from a small number of customers that could build or acquire overlapping networks.*

Our U.S. wholesale wireless business, which accounted for approximately 27% of our consolidated revenue in 2011, generates a substantial majority of its revenues from three national wireless service providers. In 2011, four national wireless service providers together accounted for substantially all of the wholesale wireless portion of our revenue.

Our relationships with our roaming customers generally are much more financially significant for us than for our customers. If our markets are not included in our roaming partners' home calling areas and are instead subject to the imposition of additional roaming charges, we could see a loss of roaming minutes and revenue, which could have a material adverse effect on our results of operations. If we fail to keep any of our roaming customers satisfied with our service offerings or economic terms and lose their business or are unable to renew or enter into new agreements with these customers on beneficial terms (including pricing) to us, we could suffer a substantial loss of revenue, which would have a materially adverse effect on our results of operations and financial condition.

In addition, if these customers build or acquire wireless networks in our service areas we may lose revenue. Should any of these customers take such actions over a significant portion of the areas we serve, it may have a materially adverse effect on our results of operations and financial condition. For example, the acquisition by Verizon Wireless of Alltel Corporation assets, and subsequent acquisition of divested Alltel assets by AT&T, has already resulted in each of AT&T and Verizon gaining their own infrastructure in markets where they were formerly served by us. This is expected to continue to result in a significant loss of revenue and operating income in future periods, which, if not offset by growth in other revenues we generate, could materially reduce overall operating profits.

#### **Risks Relating to Our Wireless and Wireline Services in Guyana**

*Our exclusive license to provide local exchange and international voice and data services in Guyana is subject to significant political and regulatory risk.*

Since 1991, our subsidiary Guyana Telephone and Telegraph, Ltd. ("GT&T") has operated in Guyana pursuant to a license from the Government of Guyana to be the exclusive provider of domestic fixed and international voice and data services pursuant to a license with an initial term ending in December 2010, which was renewable at our sole option for an additional 20 year term. In November 2009, we notified the Government of Guyana of our election to renew our exclusive license for an additional 20 years. On December 15, 2010, we received correspondence from the Government of Guyana indicating that our licenses had been renewed until such time that new legislation is in place with regard to the Government's intention to expand competition within the sector; however, we

believe our exclusive license continues to be valid unless and until such time as we enter into a negotiated settlement with the Government.

Since 2001, the Government of Guyana has stated its intention to introduce additional competition into Guyana's telecommunications sector. Since that time, we have met on several occasions with officials of the Government of Guyana to discuss potential modifications of our exclusivity and other rights under the existing agreement. In August 2011, the Government of Guyana introduced a bill into Parliament draft legislation, regulations, and licenses ("Draft Laws") that, if enacted, would have the effect of terminating our exclusive license by permitting other telecommunications carriers to receive licenses to provide domestic fixed services and international voice and data services in Guyana. The Draft Laws would also introduce material changes to many other features of Guyana's existing telecommunications regulatory regime. The legislation, however, was withdrawn from Parliament without being acted upon. We cannot predict when or if the proposed legislation will be introduced again into the next session of the Guyanese Parliament or if enacted, subsequently implemented by the Minister of Telecommunications. Although we believe that we would be entitled to damages or other compensation for any involuntary termination of our contractual exclusivity rights, we cannot guarantee that we would prevail in a proceeding to enforce our rights or that such actions would effectively halt any unilateral action by the Government.

We are dependent on GT&T for a moderate portion of our revenues and profits. A loss of exclusivity on international voice and data service would result in a reduction in the international call traffic and as a result, a loss in wireline revenue. Any modification, early termination or other revocation of the exclusive domestic fixed and international voice and data license could adversely affect our revenues and profits and diminish the value of our investment in Guyana.

***Any significant decline in the price or volume, including as a result of bypass activities, of international long distance calls to Guyana could adversely affect our financial results.***

We collect payments from foreign carriers for handling international long distance calls originating from the foreign carriers' countries and ending in Guyana. The payments, which are based on volume and payment rates, are pursuant to arrangements we have with the foreign carriers and are subject to the actions of telecommunications regulators, such as the U.S. FCC. While our revenues from our inbound and outbound international long distance services in Guyana account for less than 5% of our consolidated revenue for 2011, they are important to our profits in this market. More than half of these revenues and profits were from collecting payments for international long distance calls into Guyana from other countries.

Any decrease in the payment rate or the volume of inbound long distance calls would reduce the amount of the payments we collect. We believe the volume of international long distance voice traffic is increasingly being threatened by customers and illegal operators bypassing our international exchange through various means, including sending voice traffic as Voice over Internet Protocol (or VoIP). In 2008 and through 2011, this activity—whether by known carriers or small "black market" operators—increased significantly. Further reductions in the payment rates or a decline in inbound international long distance volume, through VoIP, competition or otherwise, would adversely affect our revenues and profits, and would deprive us of a critical source of U.S. currency as payments from foreign carriers to GT&T are in U.S. dollars.

#### **Other Risks Relating to Our Businesses and Industry**

***The loss of certain licenses would adversely affect our ability to provide wireless and broadband services.***

In the United States, wireless, PCS and microwave licenses are valid for ten years from the effective date of the license. Licensees may renew their licenses for additional ten-year periods by filing renewal applications with the FCC. Our wireless licenses in the U.S. expire between 2012 and 2019.

The renewal applications are subject to FCC review and are put out for public comment to ensure that the licensees meet their licensing requirements and comply with other applicable FCC mandates. Failure to file for renewal of these licenses or failure to meet any licensing requirements could lead to a denial of the renewal application and thus adversely affect our ability to continue to provide service in that license area. Furthermore, our compliance with regulatory requirements such as enhanced 911 and CALEA requirements may depend on the availability of necessary equipment or software. Failure to comply with these regulatory requirements may have an adverse effect on our licenses or operations and could result in sanctions, fines or other penalties.

***Regulatory changes may impose restrictions that adversely affect us or cause us to incur significant unplanned costs in modifying our business plans or operations.***

We are subject to U.S. federal, state and local regulations and foreign government regulations, all of which are subject to change. As new telecommunications laws and regulations are issued, we may be required to modify our business plans or operations. We cannot be certain that we can do so in a cost-effective manner. In addition, the failure to comply with applicable governmental regulations could result in the loss of our licenses or authorizations to operate, the assessment of penalties or fines or otherwise may have a material adverse effect on the results of our operations.

Our operations in the United States are subject to the Telecommunications Act of 1996 (or 1996 Act). The interpretation and implementation of the provisions of the 1996 Act and the FCC rules implementing the 1996 Act continue to be heavily debated and may have a material adverse effect on our business. Also, although legislation has not yet been introduced, there have been indications that Congress may substantially revise the 1996 Act and other regulation in the next few years. In particular, the FCC is currently undertaking long-term Universal Service Fund (“USF”) reform and has recommended, among other things, to cap universal service support for all competitive eligible telecommunications carriers and change the way USF support is disbursed to program recipients. It is not possible to predict whether or when any of proposed reforms will be adopted, however, implementation of some of the proposals could significantly affect the amount of USF support we receive and could have an adverse effect on our business.

While we believe we are in compliance with federal and state regulatory requirements, our interpretation of our obligations may differ from those of regulatory authorities. Both federal and state regulators require us to pay various fees and assessments, file periodic reports and comply with various rules regarding our consumer marketing practices and the contents of our bills, on an on-going basis. If we fail to comply with these requirements, we may be subject to fines or potentially be asked to show cause as to why our certificate of authority to provide service should not be revoked.

***Increased competition may adversely affect growth, require increased capital expenditures, result in the loss of existing customers and decrease our revenues.***

We face competition in the markets in which we operate. For example:

- In the United States, we compete with national and regional retail wireless providers that offer both prepaid and postpaid services whose scale, resources and U.S. network footprint are generally significantly greater than ours. If we cannot continue to provide competitive pricing or updated mobile voice and data services to our customers through roaming arrangements or the expansion of our own network, we could experience increased churn, net subscriber reductions or reduced revenue in our U.S. retail wireless business.
- The greatest competitive risk to our wholesale roaming business is the possibility that our current customers may elect to build or enhance their own networks within the rural market in which we currently provide service, which is commonly known as “over-building.” If our roaming customers, which generally have greater financial resources and access to capital than we do,

determine to over-build, their need for our roaming services will be significantly reduced or eliminated.

- In Guyana, we have faced competition from Digicel, a wireless service provider operating across the region that has been very aggressive in acquiring a substantial share of the market.
- In the Caribbean, we compete against Digicel and in Turks and Caicos, we compete with the incumbent wireless service provider as well.
- In New England and New York State, in addition to other competitive voice and data communications service providers, we compete with much larger regional carriers, each of which has greater financial and other resources.

Over the last several years, an increase in competition has contributed to a decline in prices for communication services, including local and long distance telephone service, data services and mobile wireless services. Increased competition may decrease prices further. In addition, increased competition could reduce our customer base, require us to invest in new facilities and capabilities and reduce revenues, margins and returns.

***Our foreign operations are subject to economic, political and other risks that could adversely affect our revenues or financial position.***

Our operations in Bermuda and the Caribbean may face adverse financial consequences and operational problems due to foreign political or economic changes, such as changes in national or regional political or economic conditions, or laws and regulations that restrict repatriation of earnings or other funds. In addition, we face risks associated with changes in foreign currency exchange rates. Any of these changes could adversely affect our revenues or financial position.

***If we lose our senior management, our business may be adversely affected; we rely on local management to run our operating units.***

The success of our business is largely dependent on our executive officers and the officers of our operating units, as well as on our ability to attract and retain other highly qualified technical and management personnel. We believe that there is, and will continue to be, strong competition for qualified personnel in the communications industry and in our markets, and we cannot be certain that we will be able to attract and retain the personnel necessary for the development of our business. The loss of key personnel or the failure to attract additional personnel as required could have a material adverse effect on our business, financial condition and results of operations. We do not currently maintain “key person” life insurance on any of our key employees and none of the executives at our parent company are under employment agreements.

We rely heavily on local management to run our operating units. Many of the markets we operate in are small and somewhat isolated and therefore it is particularly difficult attracting and retaining talented and qualified managers and staff in those markets.

***An economic downturn experienced by our subscriber base could materially adversely affect our financial position, results of operations and cash flow.***

The global economy could continue to experience an economic downturn due to the crisis in credit markets, slower economic activity, increased unemployment, concerns about inflation, increased energy

costs, decreased consumer confidence and other adverse business conditions. For example, among other things:

- A decrease in tourism could negatively affect revenues and growth opportunities from operations in the islands and in a number of areas covered by U.S. rural wireless operations that serve tourist destinations.
- An increase in “bad debt”, or the amounts that we have to write off of our accounts receivable due to our inability to collect subscription fees from our subscribers.
- We rely on the population of Guyanese living abroad who initiate calls to Guyana or are responsible for remittances to relatives living in Guyana. A prolonged economic downturn in the U.S. or Canadian economies could continue to affect inbound calling and, therefore, our revenue in Guyana.

The impact, if any, that these events might have on us and our business is uncertain and cannot be estimated at this time.

***The occurrence of severe weather and natural catastrophes may materially disrupt our operations.***

Many of the areas in which we operate have experienced severe weather conditions over the years including hurricanes, tornadoes, blizzards, damaging storms and floods. Some areas in which we operate may also be at risk of earthquakes. Such events may materially disrupt and adversely affect our business operations. A major hurricane passed directly over Bermuda in 2003 causing major damage to our network and to the island’s infrastructure. In 2008, a hurricane caused extensive damage on a small portion of the U.S. Virgin Islands and a separate hurricane negatively affected operations in the Turks and Caicos. Guyana has suffered from severe rains and flooding in two of the last five years. While these events have not had a significant negative impact on the operating results or financial condition of the affected businesses or our overall business, we cannot be sure that these types of events will not have such an impact in the future or that the insurance coverage we maintain for these risks will adequately compensate us for all damage and economic losses resulting from natural catastrophes.

**Risks Related to Our Capital Structure**

***Our debt instruments include restrictive and financial covenants that limit our operating flexibility.***

Our credit facility requires us to maintain certain financial ratios and contains covenants that, among other things, restrict our ability to take specific actions, even if we believe such actions are in our best interest. These include restrictions on our ability to do the following:

- incur additional debt;
- create liens or negative pledges with respect to our assets;
- pay dividends or distributions on, or redeem or repurchase, our capital stock;
- make investments, loans or advances or other forms of payments;
- issue, sell or allow distributions on capital stock of specified subsidiaries;
- enter into transactions with affiliates; or
- merge, consolidate or sell our assets.

Any failure to comply with the restrictions of the credit facility or any subsequent financing agreements may result in an event of default. Such default may allow our creditors to accelerate the repayment of the related debt and may result in the acceleration of the repayment of any other debt to



which a cross-acceleration or cross-default provision applies. In addition, these creditors may be able to terminate any commitments they had made to provide us with further funds.

***If we fail to meet our payment or other obligations under the credit facility, the lenders could foreclose on and acquire control of substantially all of our assets.***

In connection with the incurrence of the indebtedness under the credit facility, the lenders received a pledge of our share of the capital stock of all of our subsidiaries, and, with some limited exceptions, are entitled to a pledge of the capital stock of any subsidiaries that we may acquire in the future. Additionally, the lenders under our credit facility generally have a lien on all of our U.S. assets and certain of our non-U.S. assets. As a result of these pledges and liens, if we fail to meet our payment or other obligations under the credit facility (including meeting or exceeding certain financial measurements), the lenders would be entitled to foreclose on and liquidate substantially all of our assets, to the extent required to pay our obligations under the credit facility. As a result, the holders of our securities may lose a portion of, or the entire value of, their investment in our securities.

***Our Chairman is our largest stockholder and will continue to exert significant influence over us.***

Cornelius B. Prior, Jr., our Chairman and the father of our Chief Executive Officer, beneficially owns, together with related entities and affiliates approximately 36% of our outstanding common stock. As a result, he is able to exert significant influence over all matters presented to our stockholders for approval, including election and removal of our directors and change of control transactions. In addition, as our Chairman, he has and will continue to have significant influence over other matters brought before our Board of Directors, such as proposed changes in our strategy or business plans and our major financing decisions. His interests may not always coincide with the interests of other holders of our common stock.

***Low trading volume of our stock may limit our shareholders ability to sell shares and/or result in lower sale prices.***

For the three months prior to March 1, 2012, the average daily trading volume of our common stock was approximately 28,000 shares. As a result, shareholders may have difficulty selling a large number of shares of our common stock in the manner or at a price that might be attainable if our common stock were more actively traded. In addition, the market price of our common stock may not be reflective of its underlying value.

***We may not pay dividends in the future.***

Our stockholders may receive dividends out of legally available funds if, and when, they are declared by our Board of Directors. We have paid quarterly dividends in the past, but may cease to do so at any time. Our credit facility limits our ability to pay dividends on, or repurchase, our capital stock. We may incur additional indebtedness in the future that may further restrict our ability to declare and pay dividends. We may also be restricted from paying dividends in the future due to restrictions imposed by applicable state laws, our financial condition and results of operations, capital requirements, covenants contained in our financing agreements, management's assessment of future capital needs and other factors considered by our Board of Directors.

#### **ITEM 1B. UNRESOLVED STAFF COMMENTS**

None.

## ITEM 2. PROPERTIES

We lease or own the following office space for use in our operations:

<u>Operations</u>	<u>Location</u>	<u>Owned or Leased</u>	<u>Approximate Square Footage</u>
Corporate headquarters . . . . .	600 Cummings Center Beverly, MA 01915	Leased	18,000
U.S. Wireless . . . . .	Little Rock, AR Atlanta, GA	Leased	81,000
International Integrated Telephony . . . . .	Guyana	Owned	4,000
Island Wireless . . . . .	Bermuda Turks & Caicos U.S. Virgin Islands Aruba	Leased	20,000
U.S. Wireline . . . . .	Bellows Falls, VT Albany, NY	Leased	9,000

The U.S. Wireless and Island Wireless operations also lease approximately 132,000 square feet and 15,000 square feet of space, respectively, in connection with the operation of 50 and 10 retail stores, respectively.

In the aggregate, we own 692 towers, lease an additional 887 towers and also own seven switch locations.

We also utilize approximately 324,000 square feet of space for technical operations, including approximately 266,000 square feet of building space owned by us, on approximately 48 acres of land in various locations throughout Guyana.

We consider our owned and leased properties to be suitable and adequate for our business operations.

## ITEM 3. LEGAL PROCEEDINGS

Currently, GT&T holds an exclusive license to provide domestic fixed services and international voice and data services in Guyana. The license, whose initial term of twenty years was scheduled to expire at the end of 2010, allowed for GT&T, at its sole option, to extend the term for an additional twenty years, until December 2030. GT&T exercised its extension right, in accordance with the terms of its License and its agreement with the Government of Guyana, in November 2009.

Since 2001, the Government of Guyana has stated its intention to introduce additional competition into Guyana’s telecommunications sector. Since that time, the Company and GT&T have met on several occasions with officials of the Government of Guyana to discuss potential modifications of GT&T’s exclusivity and other rights under the existing agreement and License. In August 2011, the Government of Guyana introduced draft legislation in Parliament that, if enacted, would have had the effect of terminating the Company’s exclusive license rights by permitting other telecommunications carriers to receive licenses to provide domestic fixed services and international voice and data services in Guyana. Along with the draft legislation, the Government also released drafts of new regulations and licenses (hereinafter referred to collectively as “Draft Laws”). The Draft Laws would also introduce material changes to many other features of Guyana’s existing telecommunications regulatory regime, however, the legislation was withdrawn from Parliament without being acted upon. The Company cannot predict when or if the proposed legislation will be introduced again into a future session of the Guyanese Parliament or if enacted and signed by the President, subsequently

implemented by the Minister of Telecommunications. Although the Company believes that it would be entitled to damages or other compensation for any involuntary termination of its contractual exclusivity rights, it cannot guarantee that the Company would prevail in a proceeding to enforce its rights or that its actions would effectively halt any unilateral action by the Government.

As previously reported, Digicel and GT&T failed to agree on the terms of a new interconnection agreement in 2010 and as a result, the agreement was terminated. GT&T and Digicel continued to provide interconnection services while negotiations continued and in October 2011, the PUC approved a new interconnection agreement between the parties.

Historically, GT&T has been subject to other litigation proceedings and disputes in Guyana that, while not conclusively resolved, to the Company's knowledge have not been the subject of discussions or other significant activity in the last five years. It is possible, though we believe not likely, that these disputes, as discussed below, may be revived. The Company believes that none of these additional proceedings would, in the event of an adverse outcome, have a material impact on the Company's consolidated financial position, results of operation or liquidity.

In November 2007, Caribbean Telecommunications Limited ("CTL") filed a complaint in the U.S. District Court for the District of New Jersey against GT&T and ATN claiming breach of an interconnection agreement for domestic cellular services in Guyana and related claims. CTL asserted over \$200 million in damages. GT&T and ATN moved to dismiss the complaint on procedural and jurisdictional grounds. On January 26, 2009, the court granted the motions to dismiss the complaint on the grounds asserted. On November 7, 2009, CTL filed a similar claim against GT&T and the PUC in the High Court of Guyana. The Company believes the claim is without merit and is duplicative of a previous claim filed by CTL in Guyana that was dismissed. There has been no action on this matter since the 2009 filing.

On May 8, 2009, Digicel filed a lawsuit in Guyana challenging the legality of GT&T's exclusive license rights under Guyana's constitution. Digicel initially filed this lawsuit against the Attorney General of Guyana in the High Court. On May 13, 2009, GT&T petitioned to intervene in the suit in order to oppose Digicel's claims and that petition was granted on May 18, 2009. GT&T filed an answer to the charge on June 22, 2009 and the case is pending. We believe that any legal challenge to GT&T's exclusive license rights granted in 1990 is without merit and we intend to vigorously defend against such a legal challenge.

On February 17, 2010, GT&T filed a lawsuit in the High Court of Guyana asserting that, despite its denials, Digicel is engaged in international bypass in violation of GT&T's exclusive license rights, the interconnection agreement between the parties, and the laws of Guyana. GT&T is seeking, among other things, injunctive relief to stop the illegal bypass activity, actual damages in excess of US\$9 million and punitive damages of approximately US\$5 million. Digicel filed counterclaims alleging that GT&T has violated the terms of the interconnection agreement and Guyana laws. GT&T intends to vigorously prosecute this suit.

GT&T is also involved in several legal claims regarding its tax filings with the Guyana Revenue Authority dating back to 1991 regarding the deductibility of intercompany advisory fees as well as other tax assessments. Should GT&T be held liable for any of the disputed tax assessments, totaling \$36.8 million (including an assessment for \$13.3 million that GT&T received in July 2010), the Company believes that the Government of Guyana would then be obligated to reimburse GT&T for any amounts necessary to ensure that GT&T's return on investment was no less than 15% per annum for the relevant periods.

#### **ITEM 4. MINE SAFETY DISCLOSURES**

Not Applicable.

## PART II

### ITEM 5. MARKET FOR REGISTRANT’S COMMON EQUITY, RELATED STOCKHOLDER MATTERS AND ISSUER PURCHASES OF EQUITY SECURITIES

Our Common Stock, \$.01 par value, is listed on the NASDAQ Global Select Market under the symbol “ATNI.” The following table sets forth the high and low sales prices for our Common Stock as reported by the NASDAQ Global Select Market:

	<u>High</u>	<u>Low</u>
<b>2010</b>		
Quarter ended March 31 . . . . .	\$58.41	\$39.31
Quarter ended June 30 . . . . .	\$59.01	\$39.66
Quarter ended September 30 . . . . .	\$50.15	\$39.10
Quarter ended December 31 . . . . .	\$55.40	\$32.12
	<u>High</u>	<u>Low</u>
<b>2011</b>		
Quarter ended March 31 . . . . .	\$41.38	\$30.42
Quarter ended June 30 . . . . .	\$40.67	\$33.78
Quarter ended September 30 . . . . .	\$39.54	\$27.91
Quarter ended December 31 . . . . .	\$42.77	\$29.82

The approximate number of holders of record of Common Stock as of March 1, 2012 was 64.

#### Dividends

The following table sets forth the quarterly dividends per share declared by us over the past two fiscal years ended December 31, 2011:

	<u>First Quarter</u>	<u>Second Quarter</u>	<u>Third Quarter</u>	<u>Fourth Quarter</u>
2010 . . . . .	\$0.20	\$0.20	\$0.22	\$0.22
2011 . . . . .	\$0.22	\$0.22	\$0.23	\$0.23

The declaration and payment of dividends on our Common Stock is at the discretion of our Board of Directors and is subject to a number of factors. Our Amended 2010 Credit Facility restricts our ability to declare or pay dividends on our Common Stock. Because we are a holding company, our ability to declare dividends is effectively limited to the amount of dividends, if any, our subsidiaries and other equity holdings may distribute to us. We have paid quarterly dividends on our Common Stock since January 1999, and have increased the amount of our dividend in each of the years since then. The present Board of Directors believes in returning a significant portion of profits, where possible, to stockholders and, subject to prudent resource management and strategic development needs, would expect to continue to increase the amount of our dividend if earnings continue to increase, although not necessarily proportionally. In 2010 and 2011, we declared a total annual dividend of \$0.84 and \$0.90 per share, respectively. The continuation or modification of our current dividend policy will be dependent upon strategic opportunities or developments, future results of operations, financial condition, capital requirements, contractual restrictions (such as those under our existing credit facility), regulatory actions, and other factors deemed relevant at that time by the Board of Directors.

## Issuer Purchases of Equity Securities in the Fourth Quarter of 2011

Period	Total Number of Shares Purchased	Average Price Paid per Share	Total Number of Shares Purchased as Part of the Plan(1)	Maximum Number (or Approximate Dollar Value) of Shares that May Yet Be Purchased Under the Plan
October 1, 2011–October 31, 2011 . . . .	—	\$ —	—	\$2,919,965
November 1, 2011–November 30, 2011	—	—	—	2,919,965
December 1, 2011–December 31, 2011	<u>2,182(2)</u>	<u>40.67</u>	—	<u>2,919,965</u>
Total . . . . .	<u>2,182</u>	<u>\$40.67</u>	—	<u>\$2,919,965</u>

- (1) In September 2004, our Board of Directors approved the repurchase of up to \$5.0 million of our Common Stock (the “Plan”). The repurchase authorizations do not have a fixed termination date and the timing of the buyback amounts and exact number of shares purchased will depend on market conditions.
- (2) Represents shares purchased on December 5, 2011 from our executive officers and other employees who tendered these shares to ATN to satisfy their tax withholding obligations incurred in connection with the vesting of restricted stock awards on that date. These shares were not purchased under the plan discussed above. The price paid per share was the closing price per share of our Common Stock on the Nasdaq Global Select Market on December 2, 2011.

## ITEM 6. SELECTED FINANCIAL DATA

You should read the selected financial data in conjunction with our “Management’s Discussion and Analysis of Financial Condition and Results of Operations” and our audited Consolidated Financial Statements and the related Notes to those Consolidated Financial Statements included in this Report. The historical results set forth below are not necessarily indicative of the results of future operations. Period to period comparisons are also significantly affected by our significant acquisitions. See Note 3 to the Consolidated Financial Statements included in this Report for a more detailed discussion of our recent acquisitions.

	Year Ended December 31,				
	2007	2008	2009	2010	2011
	(In thousands, except per share data)				
<b>Statement of Operations Data</b>					
Revenue	\$186,741	\$207,674	\$242,281	\$619,145	\$759,196
Operating expenses	119,582	138,152	172,590	580,861	703,945
Income from operations	67,159	69,522	69,691	38,284	55,251
Other income (expense):					
Interest expense	(2,282)	(3,144)	(3,706)	(9,956)	(17,370)
Interest income	2,454	1,770	1,153	551	427
Gain on bargain purchase, net of deferred taxes of \$18,016	—	—	—	27,024	—
Other, net	4,520	1,174	605	1,285	4,158
Other income (expense), net	4,692	(200)	(1,948)	18,904	(12,785)
Income before income taxes	71,851	69,322	67,743	57,188	42,466
Income taxes	28,929	29,551	31,160	19,606	20,569
Net Income	42,922	39,771	36,583	37,582	21,897
Net (income) loss attributable to non-controlling interests, net of tax	(4,982)	(4,973)	(1,044)	872	(103)
Net income attributable to Atlantic Tele-Network, Inc. Stockholders	\$ 37,940	\$ 34,798	\$ 35,539	\$ 38,454	\$ 21,794
Net income per weighted average share attributable to Atlantic Tele-Network, Inc. Stockholders:					
Basic	\$ 2.50	\$ 2.29	\$ 2.33	\$ 2.51	\$ 1.42
Diluted	\$ 2.48	\$ 2.28	\$ 2.32	\$ 2.48	\$ 1.41
Dividends per share applicable to common stock	\$ 0.60	\$ 0.68	\$ 0.76	\$ 0.84	\$ 0.90
	As of December 31,				
	2007	2008	2009	2010	2011
	(In thousands)				
<b>Balance Sheet Data:</b>					
Cash and investments	\$ 76,453	\$ 82,621	\$ 90,247	\$ 37,330	\$ 48,735
Working capital	75,503	83,409	79,628	15,987	38,122
Fixed assets, net	155,753	198,230	217,015	463,891	483,203
Total assets	352,131	419,821	446,554	822,944	873,731
Short-term debt (including current portion of long-term debt)	—	750	3,694	12,194	25,068
Long-term debt, net	50,000	73,311	69,551	272,049	257,146
Atlantic Tele-Network, Inc. stockholders’ equity	208,971	228,873	255,746	283,768	294,266

## ITEM 7. MANAGEMENT'S DISCUSSION AND ANALYSIS OF FINANCIAL CONDITION AND RESULTS OF OPERATIONS

### Overview

We provide wireless and wireline telecommunications services in North America, Bermuda and the Caribbean. Through our operating subsidiaries, we offer the following principal services:

- **Wireless.** In the United States, we offer wireless voice and data services to retail customers under the "Alltel" name in rural markets located principally in the Southeast and Midwest. Additionally, we offer wholesale wireless voice and data roaming services to national, regional, local and selected international wireless carriers in rural markets located principally in the Southwest and Midwest United States. We also offer wireless voice and data services to retail customers in Bermuda under the "CellOne" name, in Guyana under the "Cellink" name, and in other smaller markets in the Caribbean and the United States.
- **Wireline.** Our local telephone and data services include our operations in Guyana and the mainland United States. We are the exclusive licensed provider of domestic wireline local and long distance telephone services in Guyana and international voice and data communications into and out of Guyana. We also offer facilities-based integrated voice and data communications services to enterprise and residential customers in New England, primarily in Vermont, and wholesale transport services in New York State.

In the second quarter of 2010, we completed the acquisition of a portion of the former Alltel network from Verizon Wireless through our U.S. retail wireless business, which now provides wireless voice and data services in rural markets of the United States under the "Alltel" brand name (the "Alltel Acquisition") and in the third quarter of 2011, completed the migration of the Alltel assets to our own information technology systems, telecommunications networks and platforms.

In the second quarter of 2011, we continued our expansion by completing the merger of our Bermuda operations with M3 Wireless, Ltd., a leading retail wireless provider in Bermuda. We actively evaluate additional investment and acquisition opportunities in the United States and the Caribbean that meet our return-on-investment and other acquisition criteria.

The following chart summarizes the operating activities of our principal subsidiaries, the segments in which we report our revenue and the markets we served as of December 31, 2011:

<u>Services</u>	<u>Segment</u>	<u>Markets</u>	<u>Tradenames</u>
<b>Wireless</b>	U.S. Wireless	United States (rural markets)	Alltel, Choice
	Island Wireless	Aruba, Bermuda, Turks and Caicos, U.S. Virgin Islands	Mio, CellOne, Islandcom, Choice
	International Integrated Telephony	Guyana	Cellink
<b>Wireline</b>	International Integrated Telephony	Guyana	eMagine
	U.S. Wireline	United States (New England and New York State)	Sovernet, ION

We provide management, technical, financial, regulatory, customer support and marketing advisory services to our subsidiaries and typically receive a management fee equal to a percentage of their respective revenue. Management fees from consolidated subsidiaries are eliminated in consolidation.

We are dependent on our U.S. Wireless segment for the substantial majority of our revenue and profits. For the year ended December 31, 2011, approximately 78% of our consolidated revenue was generated by our U.S. Wireless segment.

Our U.S. retail wireless revenue is primarily driven by the number of subscribers to our services, their adoption of our enhanced service offerings and their related voice and data usage. The number of subscribers and their usage volumes and patterns also has a major impact on the profitability of our U.S. retail wireless operations. As of December 31, 2011, our U.S. retail wireless services were provided to approximately 582,000 customers under the “Alltel” brand name. Our wireless licenses provide mobile data and voice coverage to a network footprint covering a population of approximately four and a half million people as of December 31, 2011. Through the Alltel Acquisition, we acquired a regional, non-contiguous wireless network that we anticipate will require continued network expansion and improvements as well as roaming support to ensure ongoing nationwide coverage. In late July 2011, we completed the transition of our Alltel customers from the legacy Alltel information technology systems, platforms and customer care centers to our own (the “Alltel Transition”) and as a result, eliminated most of the duplicate cost associated with the migration in the third quarter of 2011.

Our retail wireless business competes with national, regional and local wireless providers offering both prepaid and postpaid services such as our primary competitor, Verizon Wireless.

We provide wholesale roaming services in a number of areas in the U.S., including in areas in which we also have retail wireless operations such as the recently acquired Alltel markets. Our wholesale wireless revenue is an important part of our overall U.S. Wireless segment revenue because this revenue has a higher margin of profitability than our retail revenue. Wholesale wireless revenue is primarily driven by the number of sites and base stations we operate, the amount of voice and data traffic from the subscribers of other carriers that each of these sites generates, and the rate we get paid from other carrier customers for serving that traffic.

The most significant competitive factor we face in our U.S. wholesale wireless business is the extent to which our carrier customers elect to build or acquire their own infrastructure in a market in which they operate or choose not to roam on our networks, reducing or eliminating their need for our services in those markets. For example, the 2009 acquisition by Verizon Wireless of Alltel Corporation and subsequent 2010 acquisition of certain divested Alltel assets by AT&T resulted in our wholesale customers acquiring their own infrastructure in certain markets where they were historically served by us.

#### **Acquisition of Alltel Assets**

On April 26, 2010, we completed our acquisition of a portion of the former Alltel network from Verizon Wireless. Pursuant to the Alltel Acquisition, Verizon Wireless contributed certain licenses, network assets, tower and other leases and other assets and certain related liabilities to a wholly-owned subsidiary limited liability company whose membership interests were acquired by our wholly-owned subsidiary. In connection with the acquisition, the Company and Verizon Wireless entered into roaming and transition services arrangements and we obtained the rights to use the Alltel brand and related service marks for up to twenty eight years in connection with the continuing operation of the acquired assets. The purchase price of the acquisition was \$200 million, plus approximately \$21.4 million in connection with a customary net working capital adjustment and other fees and expenses. In late July 2011, we completed the Alltel Transition and terminated the transition services arrangement.

#### **Merger with M3 Wireless, Ltd.**

On May 2, 2011, we completed the merger of our Bermuda wireless operations, Bermuda Digital Communications, Ltd. (“BDC”), with that of M3 Wireless, Ltd. (“M3”), a wireless provider in Bermuda (the “CellOne Merger”). As part of the CellOne Merger, M3 merged with and into BDC,



and the combined entity continues to operate under BDC's CellOne brand. As a result of the CellOne Merger, our 58% ownership interest in BDC was reduced to a controlling 42% interest in the combined entity. Since we have the right to designate the majority of seats on the combined entity's board of directors and therefore control its management and policies, we have consolidated the results of the combined entity in our consolidated financial statements effective on the date of the CellOne Merger.

### **Stimulus Grants**

In 2009 and 2010, we filed several applications for stimulus funds made available by the U.S. Government under provisions of the American Recovery and Reinvestment Act of 2009 intended to stimulate the deployment of broadband infrastructure and services to rural, unserved and underserved areas.

In December 2009, we were awarded a \$39.7 million federal stimulus grant to fund our ION Upstate New York Rural Broadband Initiative, which involves building ten new segments of fiber-optic, middle-mile broadband infrastructure, serving more than 70 rural communities in upstate New York and parts of Pennsylvania and Vermont. The new project is being undertaken through our public-private partnership with the Development Authority of the North Country ("DANC"), a New York State public benefit corporation that owns and operates 750 miles of fiber optic network and provides wholesale telecommunications transport services to voice, video, data and wireless service providers. The \$39.7 million grant, awarded to us by the National Telecommunications and Information Administration of the U.S. Department of Commerce ("NTIA"), under its Broadband Technology Opportunities Program, will be paid over the course of the three-year project period as expenses are incurred. An additional \$6.2 million will be invested in the project by us and by DANC. The funding and build of this new project began in the third quarter of 2010. As of December 31, 2011, we have spent \$11.1 million in capital expenditures in connection with this project of which \$8.9 million has been or will be funded by the federal stimulus grant. The results of our U.S. fiber optic transport business are included in our "U.S. Wireline" segment.

On March 25, 2010, the NTIA awarded the Navajo Tribal Utility Authority ("NTUA") a \$32.1 million federal stimulus grant. The grant, along with partial matching funds, will provide broadband infrastructure access to the Navajo Nation across Arizona, New Mexico and Utah. As part of the project, in April 2011, we formed a joint venture with NTUA and contributed network-related and other assets to provide last mile services through a 4G LTE network to be constructed as a part of this project. Our partnership with NTUA will receive a portion of the total grant to build-out the last mile infrastructure. This network will allow the joint venture to supply both fixed and mobile customers with high-speed broadband access. The funding of this project began in late 2011 with receipt of approximately \$84,000. The results of our wholesale U.S. wireless business are included in our "U.S. Wireless" segment.

On July 7, 2010, in partnership with the Vermont Telecommunications Authority (the "VTA"), we were awarded a \$33.4 million federal stimulus grant by the NTIA. The grant, along with partial matching funds to be contributed by us and the VTA, will be invested in building a new fiber-optic middle mile network in Vermont to provide broadband and transport services to over 340 community anchor institutions. The funding of this project began during the second quarter of 2011. As of December 31, 2011, we have made \$6.3 million in capital expenditures in connection with this project of which \$4.4 million has been or will be funded by the federal stimulus grant. The results of our U.S. wireline business are included in our "U.S. Wireline" segment.

## Results of Operations

Year Ended December 31, 2010 and 2011

	Year Ended December 31,		Amount of Increase (Decrease)	Percent Increase (Decrease)
	2010	2011		
	(In thousands)			
<b>REVENUE:</b>				
U.S. Wireless:				
Retail . . . . .	\$293,126	\$370,218	\$ 77,092	26.3%
Wholesale . . . . .	159,807	201,993	42,186	26.4
International Wireless . . . . .	50,615	73,003	22,388	44.2
Wireline . . . . .	84,488	84,957	469	0.6
Equipment and Other . . . . .	31,109	29,025	(2,084)	(6.7)
Total revenue . . . . .	<u>619,145</u>	<u>759,196</u>	<u>140,051</u>	<u>22.6</u>
<b>OPERATING EXPENSES:</b>				
Termination and access fees . . . . .	160,554	205,526	44,972	28.0
Engineering and operations . . . . .	71,032	85,234	14,202	20.0
Sales, marketing and customer services . . . . .	94,661	136,013	41,352	43.7
Equipment expense . . . . .	75,335	73,185	(2,150)	(2.9)
General and administrative . . . . .	88,783	99,087	10,304	11.6
Acquisition-related charges . . . . .	13,760	772	(12,988)	(94.4)
Depreciation and amortization . . . . .	76,736	104,100	27,364	35.7
Impairment of goodwill . . . . .	—	2,425	2,425	—
Gain on disposition of long-lived assets . . . . .	—	(2,397)	(2,397)	—
Total operating expenses . . . . .	<u>580,861</u>	<u>703,945</u>	<u>123,084</u>	<u>21.2</u>
Income from operations . . . . .	<u>38,284</u>	<u>55,251</u>	<u>16,967</u>	<u>44.3</u>
<b>OTHER INCOME (EXPENSE):</b>				
Interest expense . . . . .	(9,956)	(17,370)	7,414	74.5
Interest income . . . . .	551	427	(124)	(22.5)
Equity in earnings of unconsolidated affiliate . . . . .	743	3,029	2,286	307.7
Other income (expense), net . . . . .	543	1,129	586	107.9
Bargain purchase gain, net of taxes of \$18,016 . . . . .	27,024	—	(27,024)	—
Other income, net . . . . .	<u>18,905</u>	<u>(12,785)</u>	<u>(31,690)</u>	<u>(167.6)</u>
<b>INCOME BEFORE INCOME TAXES</b> . . . . .	<u>57,189</u>	<u>42,466</u>	<u>(14,723)</u>	<u>(25.7)</u>
Income taxes . . . . .	<u>19,607</u>	<u>20,569</u>	<u>962</u>	<u>4.9</u>
<b>NET INCOME</b> . . . . .	<u>37,582</u>	<u>21,897</u>	<u>(15,685)</u>	<u>(41.7)</u>
Net (income) loss attributable to non-controlling interests . . . . .	<u>872</u>	<u>(103)</u>	<u>(975)</u>	<u>(111.8)</u>
<b>NET INCOME ATTRIBUTABLE TO ATLANTIC TELE-NETWORK, INC. STOCKHOLDERS</b> . . . . .	<u>\$ 38,454</u>	<u>\$ 21,794</u>	<u>\$(16,660)</u>	<u>(43.3)%</u>

*U.S. Wireless revenue.* U.S. Wireless revenue includes voice and data services revenue from our prepaid and postpaid retail operations as well as our wholesale roaming operations. Retail revenue is derived from subscriber fees for use of our networks and facilities, including airtime, roaming and long distance as well as enhanced services such as caller identification, call waiting, voicemail and other features. Retail revenue also includes amounts received from the Universal Service Fund (“USF”). Wholesale revenue is generated from providing mobile voice or data services to the customers of other

wireless carriers and also includes revenue from other related wholesale services such as the provision of network switching services and certain wholesale transport services using our wireless subsidiaries' networks.

#### Retail Revenue

The retail portion of our U.S. Wireless revenue was \$370.2 million for the year ended December 31, 2011 as compared to \$293.1 million for the year ended December 31, 2010. The increase of \$77.1 million is the result of 2011 representing a full year of operations of our Alltel Acquisition, which we completed in April 2010, and is partially offset by a decrease in subscribers during the period subsequent to the acquisition.

As of December 31, 2011, we had approximately 582,000 U.S. retail wireless subscribers (including 458,000 postpaid subscribers and 124,000 prepaid subscribers), a decrease of 136,000 from the approximate 718,000 subscribers we had as of December 31, 2010. In addition to ordinary competitive forces, the decrease in subscribers was due to tightening of credit and contract policies post-Alltel Acquisition, the loss of a significant prepaid distribution channel, the high percentage of subscribers with expiring contracts due to our predecessor's emphasis on one-year customer contracts and a number of other factors. Among these other factors were the effects of separating our markets from the formerly unified Alltel market, leaving many of our subscribers near the edge or outside of our licensed territory.

During the fourth quarter of 2011, we saw improvement in subscriber churn and gross subscriber additions over recent quarters. We believe the churn improvement is partially due to the completion of the Alltel transition, along with the introduction of new value priced plans introduced in the fourth quarter, which we believe could increase gross subscriber additions in future periods. As a result of the anticipated increases in gross subscriber additions and reduction in churn, we expect U.S. retail wireless revenues to stabilize sometime in 2012.

#### Wholesale Revenue

The wholesale portion of our U.S. Wireless revenue increased to \$202.0 million for the year ended December 31, 2011 from \$159.8 million for the year ended December 31, 2010, an increase of \$42.2 million. The increase in wireless wholesale revenue was primarily due to a full year of operations from our Alltel Acquisition, which we completed in April 2010, as well as an increase in data usage from both our legacy U.S. roaming network and the Alltel network. This increase was partially offset by a decrease in revenues as a result of the overlapping of our networks with those of Verizon and AT&T, as well as a decline in voice traffic and the rates we charge certain carrier customers.

We expect our wholesale data revenue to increase in future periods as customer usage of data and smart phone penetration continues to increase. Such increase, however, may be completely offset by continued network overbuilds by the national carriers as well as reductions in voice traffic and the roaming rates that we charge and a decline in voice traffic.

*International Wireless revenue.* International Wireless revenue includes retail and wholesale voice and data wireless revenue from international operations in Bermuda and the Caribbean, including our operations in the U.S. Virgin Islands.

International Wireless revenue increased by \$22.4 million to \$73.0 million for the year end December 31, 2011, from \$50.6 million for the year end December 31, 2010. This increase primarily resulted from our completion of the CellOne Merger on May 2, 2011 and a full year of new services that were launched in other Caribbean countries during 2010. The increase was also the result of a \$2.4 million increase in wireless revenues in Guyana as a result of increased voice and data usage.

While we have experienced subscriber growth in a number of our international markets, competition remains strong, and the high proportion of prepaid subscribers, particularly in Guyana, means that subscribers and revenue could shift relatively quickly in future periods.

*Wireline revenue.* Wireline revenue is generated by our wireline operations in Guyana, including international telephone calls into and out of that country, our integrated voice and data operations in New England and our wholesale transport operations in New York State and in the western United States. This revenue includes basic service fees, measured service revenue, and internet access fees, as well as installation charges for new lines, monthly line rental charges, long distance or toll charges, maintenance and equipment sales.

Wireline revenue increased by \$0.5 million to \$85.0 million for the year end December 31, 2011 from \$84.5 million for the year ended December 31, 2010. In Guyana, a \$3.1 million decrease in international long distance revenue was partially offset by data revenue growth. The number of access lines in Guyana increased by 1%, from approximately 150,000 lines as of December 31, 2010 to approximately 152,000 lines as of December 31, 2011 and we experienced higher internet revenues during the year ended December 31, 2011 from our newly built fiber optic submarine cable in Guyana.

We believe that international long distance revenue continues to be negatively impacted as a result of continued and considerable illegal bypass activities in Guyana resulting in lost revenue opportunities, as well as an overall reduction in call volume attributable to the current difficult global economic environment and the general technological shift away from the use of traditional wireline voice communication media.

In addition, we anticipate that wireline revenue from our international long distance business in Guyana will be negatively impacted, principally through the loss of market share if the Government of Guyana adopts and enacts legislation to issue new international long distance licenses to other providers in Guyana. While the issuance of those licenses, will likely cause an immediate reduction in wireline revenue, over the longer term such pressure on our wireline revenue may be offset by increased revenue from data services to consumers and enterprises in Guyana, and wholesale transport services and large enterprise and agency sales in the United States.

Wireline revenue in the U.S. remained relatively consistent compared with the previous year as we saw increased revenue from our upstate New York wholesale transport service business. We continue to add business customers in the U.S. for our voice and data services; however, the overall revenue increase is offset by a decline in the residential data business in Vermont and New Hampshire, including dial-up internet services.

We are in the process of expanding our fiber network in New York and as of December 31, 2011 have received \$8.9 million of the \$39.7 million stimulus grant awarded to us in late 2009. During 2011, we also received \$4.4 million of the \$33.4 stimulus grant in connection with the expansion of our fiber network in Vermont.

*Equipment and other revenue.* Equipment and other revenue represent revenue from wireless equipment sales, primarily handsets to retail customers, and other miscellaneous revenue items.

Equipment and other revenue decreased by \$2.1 million to \$29.0 million for the year ended December 31, 2011, down from \$31.1 million for the year ended December 31, 2010. The decrease was due to the substantial completion of our transition of the Alltel subscribers from one-year contracts to the more traditional two-year contracts resulting in fewer upgrades in 2011 as compared to 2010. The decrease was partially offset by increased equipment sales in Bermuda, mainly as a result of the CellOne Merger.

We believe that equipment and other revenue could begin to increase in 2012 as the Alltel subscribers will have their two-year contracts begin to expire resulting in increased upgrades as compared to 2011.

*Termination and access fee expenses.* Termination and access fee expenses are charges that we pay for voice and data transport circuits (in particular, the circuits between our wireless sites and our switches), internet capacity and other access fees we pay to terminate our calls, as well as customer bad debt expense.

Termination and access fees increased by \$44.9 million from \$160.6 million for the year ended December 31, 2010 to \$205.5 million for the year ended December 31, 2011. Such increase reflects a full year of operations of the Alltel Acquisition as well as the CellOne Merger. The increase in termination and access fees was also the result of an increase in call and data volume, partially offset by a decrease in customer bad debt expense.

Termination and access fees are expected to increase in future periods with expected growth in volume, but remain fairly proportionate to their related revenue as our networks expand.

*Engineering and operations expenses.* Engineering and operations expenses include the expenses associated with developing, operating and supporting our expanding networks, including the salaries and benefits paid to employees directly involved in the development and operation of our networks.

Engineering and operations expenses increased by \$14.2 million from \$71.0 million for the year ended December 31, 2010 to \$85.2 million for the year ended December 31, 2011 as a result of the 2011 period reflecting a full year of operations from our Alltel Acquisition. Engineering and operations also increased as a result of the completion of our CellOne Merger in May 2011. Such increase, however, was partially offset by the completion of the Alltel Transition in July 2011 which eliminated significant duplicate and transition-related expenses we had been incurring since April 2010. In addition, engineering and operations expenses increased in 2011 due to the expansion of networks and a full year of results in 2011 for the 2010 launches of new services at many of our international subsidiaries.

We expect that engineering and operations expenses will increase over time due to an increase in our network capacity and a geographical expansion of our network, both of which will require additional support.

*Sales and marketing expenses.* Sales and marketing expenses include salaries and benefits we pay to sales personnel, customer service expenses, sales commissions and the costs associated with the development and implementation of our promotion and marketing campaigns.

Sales and marketing expenses increased by \$41.3 million from \$94.7 million for the year ended December 31, 2010 to \$136.0 million for the year ended December 31, 2011 as a result of the Alltel Acquisition. The increase in sales and marketing expenses reflects a full year of operations from our Alltel Acquisition but such increase was partially offset by the Alltel Transition. In addition, sales and marketing expenses increased in 2011 as a result of the CellOne Merger that was completed in 2011.

As we continue to work to reduce customer churn, we expect retention costs to moderately increase sales and marketing expenses, which should eventually decrease as a percentage of revenue.

*Equipment expenses.* Equipment expenses include the costs of our handset and customer resale equipment at our retail wireless businesses.

Equipment expenses decreased by \$2.1 million from \$75.3 million for the year ended December 31, 2010 to \$73.2 million for the year ended December 31, 2011. The decrease was impacted by the accelerated pace of customer contract renewals and extensions we experienced in 2010.

We believe that equipment expenses could begin to increase in 2012 as the Alltel subscribers will have their two-year contracts begin to expire resulting in increased upgrades as compared to 2011.

*General and administrative expenses.* General and administrative expenses include salaries, benefits and related costs for general corporate functions, including executive management, finance and administration, legal and regulatory, facilities, information technology and human resources. General and administrative expenses also include internal costs associated with our performance of due-diligence on our pending or completed acquisitions.

General and administrative expenses increased by \$10.3 million from \$88.8 million for the year ended December 31, 2010 to \$99.1 million for the year ended December 31, 2011 as a result of the 2011 period reflecting a full year of operations from our Alltel Acquisition which was completed in April 2010. This increase was partially offset by the completion of the Alltel Transition in July 2011. During this transition period, we incurred a significant overlap of certain general and administrative expenses.

We expect that these general and administrative expenses will remain fairly consistent as a percentage of revenues in future periods.

*Acquisition-related charges.* Acquisition-related charges include the external costs, such as legal, accounting, and consulting fees directly associated with acquisition-related activities, which are expensed as incurred. Acquisition-related charges do not include internal costs, such as employee salary and travel-related expenses, incurred in connection with acquisitions or any integration-related costs.

For the year ended December 31, 2011, acquisition-related charges were \$0.8 million, as compared to the \$13.8 million incurred in connection with the Alltel Acquisition during the year ended December 31, 2010.

We expect that acquisition-related expenses will continue to be incurred from time to time as we continue to explore additional acquisition opportunities.

*Depreciation and amortization expenses.* Depreciation and amortization expenses represent the depreciation and amortization charges we record on our property and equipment and on certain intangible assets.

Depreciation and amortization expenses increased by \$27.4 million from \$76.7 million for the year ended December 31, 2010 to \$104.1 million for the year ended December 31, 2011. The increase is primarily due to the addition of the tangible and intangible assets acquired with the Alltel Acquisition and CellOne Merger as well as additional fixed assets from our network expansion in our U.S. Wireless and Island Wireless businesses.

We expect depreciation expense on our tangible assets to continue to increase as a result of ongoing network investments in our businesses. Such increase, however, will be partially offset by a future decrease in the amortization of our intangible assets, which are being amortized using an accelerated amortization method.

*Impairment of Goodwill.* We performed our annual impairment assessment of our goodwill and other indefinite-lived intangible assets as of December 31, 2011. The prolonged economic downturn caused slower growth in new subscribers in one of the reporting units in our Island Wireless segment, which contributed to a decline in expected future cash flows. As a result, we determined that the book value of this reporting unit exceeded its fair value and concluded that the entire goodwill recorded by that reporting unit was impaired. In connection with this assessment, we recorded a non-cash goodwill impairment charge of \$2.4 million during the year ended December 31, 2011.

*Gain on disposition of long-lived assets.* During the year ended December 31, 2011, we sold certain network assets related to a less than wholly-owned subsidiary within our wholesale U.S. Wireless

business for proceeds of \$2.4 million and recognized a gain on such disposition of \$2.4 million as such assets were fully depreciated.

*Interest expense.* Interest expense represents interest incurred on our outstanding credit facilities including our interest rate swaps.

Interest expense increased from \$10.0 million for the year ended December 31, 2010 to \$17.4 million for the year ended December 31, 2011, due to a full year of borrowings related to the Alltel Acquisition, the fixing of an additional portion of our floating rate bank debt with an interest rate swap agreement entered into during December 2010 and increased applicable margins under our credit facility due to higher leverage ratio levels in 2011. As of December 31, 2011, we had \$286.0 million in outstanding debt as compared to \$288.3 million as of December 31, 2010.

*Interest income.* Interest income represents interest earned on our cash and cash equivalents.

Interest income decreased from \$0.6 million for the year ended December 31, 2010 to \$0.4 million for December 31, 2011 as interest rates earned on our cash balances continued to decline.

*Bargain purchase gain, net of tax.* Bargain purchase gain, net of tax, represents the gain we recognized on the Alltel Acquisition during the year ended December 31, 2010. This gain was a result of a bargain purchase generated by the forced divestiture of the assets that was required to be completed by Verizon within a required timeframe to a limited class of potential buyers.

*Equity in earnings of an unconsolidated affiliate.* Equity in earnings of an unconsolidated affiliate is related to a minority-owned investment in our U.S. Wireless segment.

Equity in earnings of an unconsolidated affiliate was \$0.7 million for the year ended December 31, 2010 as compared to \$3.0 million for the year ended December 31, 2011. We acquired this equity-method investment on April 26, 2010 in connection with the Alltel Acquisition.

*Other income (expense), net.* Other income (expense), net represents miscellaneous non-operational income we earned or expenses we incurred. Other income (expense), net was \$0.5 million and \$1.1 million for the years ended December 31, 2010 and 2011, respectively.

*Income taxes.* Our effective tax rates for the years ended December 31, 2010 and 2011 were 34% and 48%, respectively. For 2010, the effective tax rate was reduced by the bargain purchase gain which is shown net of tax on our statements of operations. Partially offsetting this reduction in 2010 was a \$5.2 million income tax expense related to an increase in valuation allowance against our foreign tax credit carryforward. Excluding the bargain purchase gain and the increase in the valuation allowance, our effective tax rate would have been 47% for 2010. Our adjusted effective tax rate in 2010 and our effective tax rate in 2011 were higher than the statutory federal income tax rate of 35% due primarily to (i) a portion of our earnings are taxed in Guyana at 45%, and (ii) a portion of our earnings include losses generated in foreign jurisdictions for which we receive no tax benefit since these are non-tax jurisdictions. Since we operate in jurisdictions that have a wide range of statutory tax rates, our consolidated tax rate will continue to be impacted by the mix of income generated in those jurisdictions.

*Net (Income) Loss Attributable to Non-Controlling Interests.* Net (income) loss attributable to non-controlling interests reflected an allocation of \$0.9 million of losses and \$0.1 million of income for the years ended December 31, 2010 and 2011, respectively.

*Net income attributable to Atlantic Tele-Network, Inc. Stockholders.* Net income attributable to Atlantic Tele-Network, Inc. stockholders decreased to \$21.8 million for the year ended December 31, 2011 from \$38.5 million for the year ended December 31, 2010. The year ended December 31, 2010 was positively impacted by a one-time bargain purchase gain related to the Alltel Acquisition of

\$27.0 million partially offset by acquisition related-charges associated with the Alltel Acquisition of \$13.8 million. On a per share basis, net income decreased from \$2.48 per diluted share to \$1.41 per diluted share for the years ended December 31, 2010 and 2011, respectively.

*Years Ended December 31, 2009 and 2010*

	Year Ended December 31,		Amount of Increase (Decrease)	Percent Increase (Decrease)
	2009	2010		
	(In thousands)			
<b>REVENUE:</b>				
U.S. Wireless:				
Retail . . . . .	\$ —	\$293,126	\$293,126	—%
Wholesale . . . . .	104,689	159,807	55,118	52.6
International Wireless . . . . .	44,804	50,615	5,811	13.0
Wireline . . . . .	88,449	84,488	(3,961)	(4.5)
Equipment and Other . . . . .	4,339	31,109	26,770	617.0
Total revenue . . . . .	<u>242,281</u>	<u>619,145</u>	<u>376,864</u>	<u>155.5</u>
<b>OPERATING EXPENSES:</b>				
Termination and access fees . . . . .	45,850	160,554	114,704	250.2
Engineering and operations . . . . .	28,221	71,032	42,811	151.7
Sales, marketing and customer services . . . . .	12,676	94,661	81,985	646.8
Equipment expense . . . . .	3,490	75,335	71,845	2,058.6
General and administrative . . . . .	36,301	88,783	52,482	144.6
Acquisition-related charges . . . . .	7,163	13,760	6,597	92.1
Depreciation and amortization . . . . .	38,889	76,736	37,847	97.3
Total operating expenses . . . . .	<u>172,590</u>	<u>580,861</u>	<u>408,271</u>	<u>236.6</u>
Income from operations . . . . .	<u>69,691</u>	<u>38,284</u>	<u>(31,407)</u>	<u>(45.1)</u>
<b>OTHER INCOME (EXPENSE):</b>				
Interest expense . . . . .	(3,706)	(9,956)	(6,250)	168.6
Interest income . . . . .	1,153	551	(602)	(52.2)
Equity in earnings of unconsolidated affiliate . . . . .	—	743	743	—
Other income (expense), net . . . . .	605	543	(62)	(10.2)
Bargain purchase gain, net of taxes of \$18,016 . . . . .	—	27,024	27,024	—
Other income, net . . . . .	<u>(1,948)</u>	<u>18,905</u>	<u>20,853</u>	<u>(1,070.4)</u>
<b>INCOME BEFORE INCOME TAXES</b> . . . . .	67,743	57,189	(10,554)	(15.6)
Income taxes . . . . .	31,160	19,607	(11,553)	(37.1)
<b>NET INCOME</b> . . . . .	36,583	37,582	999	2.7
Net (income) loss attributable to non-controlling interests . . . . .	<u>(1,044)</u>	<u>872</u>	<u>1,916</u>	<u>(183.5)</u>
<b>NET INCOME ATTRIBUTABLE TO ATLANTIC TELE-NETWORK, INC. STOCKHOLDERS</b> . . . . .				
	<u>\$ 35,539</u>	<u>\$ 38,454</u>	<u>\$ 2,915</u>	<u>8.2%</u>

*U.S. Wireless revenue.* The retail portion of our U.S. Wireless revenue was \$293.1 million for the year ended December 31, 2010 all of which is attributable to revenue generated by assets we acquired in the Alltel Acquisition. Our U.S. Wireless postpaid subscriber base was approximately 523,000 and our prepaid subscriber base was approximately 195,000 at December 31, 2010. We had no U.S. retail wireless revenue prior to the Alltel Acquisition in April 2010.



The wholesale portion of our U.S. Wireless revenue increased to \$159.8 million for the year ended December 31, 2010 from \$104.7 million for the year ended December 31, 2009, an increase of \$55.1 million. The increase in wireless wholesale revenue was due to the \$56.3 million of roaming revenue generated by the networks we acquired in the Alltel Acquisition offset by a \$1.2 million decrease in revenues from our legacy U.S. roaming network. Such decrease from our legacy U.S. roaming network was due to scheduled decreases in roaming rates. Our Alltel Acquisition also increased our base stations from 580 as of December 31, 2009 to 1,625 as of December 31, 2010.

*International Wireless revenue.* International Wireless revenue increased by \$5.8 million to \$50.6 million for the year ended December 31, 2010, from \$44.8 million for the year ended December 31, 2009. This increase was primarily generated by increased subscribers, volume, and new service launches in our Caribbean operations. Wireless subscribers in Guyana increased 6%, from approximately 289,000 subscribers as of December 31, 2009 to approximately 305,000 subscribers as of December 31, 2010.

*Wireline revenue.* Wireline revenue decreased by \$3.9 million to \$84.5 million for the year ended December 31, 2010 from \$88.4 million for the year ended December 31, 2009. An \$8.7 million decrease in international long distance revenue was partially offset by an increase in U.S. revenue and growth generated by the July 2010 launch of our new fiber optic submarine cable in Guyana. Our access lines in Guyana grew from approximately 147,000 lines as of December 31, 2009 to approximately 150,000 lines as of December 31, 2010, an increase of 2%. Revenue from the growth in access lines was partially offset by a decrease in usage of those lines that was likely due to wireless service alternatives.

*Equipment and Other revenue.* Equipment and Other revenue increased by \$26.8 million to \$31.1 million for the year ended December 31, 2010, from \$4.3 million for the year ended December 31, 2009. The increase was due to equipment sales from our Alltel Acquisition.

*Termination and access fee expenses.* Termination and access fees increased by \$114.7 million from \$45.9 million for the year ended December 31, 2009 to \$160.6 million for the year ended December 31, 2010, of which \$107.6 million of the increase resulted from the Alltel Acquisition. The remaining increase of \$7.8 million was due to the expansion of our legacy U.S. wireless network and international networks.

*Engineering and operations expenses.* Engineering and operations expenses increased by \$42.8 million from \$28.2 million for the year ended December 31, 2009 to \$71.0 million for the year ended December 31, 2010 as a result of the Alltel Acquisition.

*Sales and marketing expenses.* Sales and marketing expenses increased by \$82.0 million from \$12.7 million for the year ended December 30, 2009 to \$94.7 million for the year ended December 31, 2010. The majority of this increase was the result of the Alltel Acquisition. Sales and marketing expenses were particularly high in our U.S. retail wireless business as we incurred additional expenses primarily related to an accelerated pace of customer contract renewals and extensions and some overlap of expenses related to the transition services being performed related to the Alltel Acquisition.

*Equipment expenses.* Equipment expenses increased from \$3.5 million for the year ended December 31, 2009 to \$75.3 million for the year ended December 31, 2010 as a result of the Alltel Acquisition.

*General and administrative expenses.* General and administrative expenses increased by \$52.5 million from \$36.3 million for the year ended December 31, 2009 to \$88.8 million for the year ended December 31, 2010.

*Acquisition-related charges.* For the year ended December 31, 2010, acquisition-related charges for legal, banking, consulting and accounting fees in connection with the Alltel Acquisition were \$13.8 million, as compared to \$7.2 million for the year ended December 31, 2009.

*Depreciation and amortization expenses.* Depreciation and amortization expenses increased by \$37.8 million from \$38.9 million for the year ended December 31, 2009 to \$76.7 million for the year ended December 31, 2010. The increase was primarily due to the addition of the Alltel tangible and intangible assets as well as additional fixed assets from our network expansion in our U.S. Wireless business and in the Caribbean.

*Interest expense.* Interest expense increased from \$3.7 million for the year ended December 31, 2009 to \$10.0 million for the year ended December 31, 2010, due to the amendment of our prior credit agreement, which increased both our outstanding debt and applicable interest rates on such debt. On September 30, 2010, we entered into our Amended 2010 Credit Facility, further increasing the amounts available for borrowing. As of December 31, 2010, we had \$70.2 million outstanding under our Amended 2010 Term Loan A facility, \$144.4 million outstanding under our Amended 2010 Term Loan B facility, and \$49.8 million outstanding under our 2010 Term Loan C facility. We had \$24.0 million in outstanding borrowings under our Amended 2010 Revolver Loan as of December 31, 2010.

In addition, as of December 31, 2010 we had interest rate swap agreements in place covering \$148.0 million of our outstanding borrowings.

*Interest income.* Interest income decreased to \$0.6 million from \$1.2 million for the years ended December 31, 2010 and 2009, respectively. This decrease was a result of a decrease in our cash balances as well as the interest rates and subsequent amounts earned on our cash and investments.

*Bargain purchase gain, net of tax.* Bargain purchase gain, net of tax, represents the gain we recognized on the Alltel Acquisition in the year ended December 31, 2010. This gain was a result of a bargain purchase generated by the forced divestiture of the assets that was required to be completed by Verizon within a specified timeframe to a limited class of potential buyers.

*Equity in earnings of unconsolidated affiliates.* Equity in earnings of unconsolidated affiliates was \$0.7 million for the year ended December 31, 2010. We acquired this equity-method investment in 2010 in connection with the Alltel Acquisition.

*Other income (expense).* Other income decreased to \$0.5 million from \$0.6 million for the years ended December 31, 2010 and 2009, respectively.

*Income taxes.* Our effective tax rates for 2010 and 2009 were 34% and 46%, respectively. For 2010, the effective tax rate was reduced by the \$27.0 million bargain purchase gain which is shown net of deferred tax on our statements of operations. Partially offsetting this reduction was a \$5.2 million expense related to an increase in valuation allowance against the Company's foreign tax credit carryforward. As part of the Alltel Acquisition, which was completed during the second quarter of 2010, and the associated levels of future debt and interest service, the Company re-examined its projected mix of foreign source and US-source earnings and concluded it is more likely than not that it will not generate enough foreign source income to utilize its existing foreign tax credits prior to their expiration date. As a result, the Company placed a full valuation allowance against those credits during the second quarter of 2010. Excluding the bargain purchase gain and the increase in the valuation allowance, our effective tax rate would have been 47% for 2010.

*Net (Income) Loss Attributable to Non-Controlling Interests.* Net income attributable to non-controlling interests reflected an allocation of \$1.0 million of income for the year ended December 31, 2009 and \$0.9 million of losses for the year ended December 31, 2010. This decrease was a result of the allocation of non-controlling shareholders' share of losses at our early stage businesses.

*Net income attributable to Atlantic Tele-Network, Inc. Stockholders.* As a result of the above factors, net income increased to \$38.5 million for the year ended December 31, 2010 from \$35.5 million for the year ended December 31, 2009. On a per share basis, net income increased from \$2.33 per basic and

\$2.32 per diluted share to \$2.51 per basic and \$2.48 per diluted share for the years ended December 31, 2009 and 2010, respectively.

### Regulatory and Tax Issues

We are involved in a number of regulatory and tax proceedings. A material and adverse outcome in one or more of these proceedings could have a material adverse impact on our financial condition and future operations. For a discussion of ongoing proceedings, see Note 12 to the Consolidated Financial Statements included in this Report.

### Liquidity and Capital Resources

Historically, we have met our operational liquidity needs through a combination of cash on hand and internally generated funds and have funded capital expenditures and acquisitions with a combination of internally generated funds, cash on hand and borrowings under our credit facilities. We believe our current cash, cash equivalents and availability under our current credit facility will be sufficient to meet our cash needs for working capital and capital expenditures for at least the next twelve months. Of the \$48.7 million of cash and cash equivalents on hand as of December 31, 2011, \$35.2 million was held inside the United States.

### Uses of Cash

*Capital Expenditures.* A significant use of our cash has been for capital expenditures to expand and upgrade our networks. In addition, capital expenditures within the last several quarters have also included significant costs associated with network migration and development of operational and business support systems related to the Alltel Acquisition.

For the year ended December 31, 2010 and 2011, we spent approximately \$135.7 million and \$101.4 million, respectively, on capital expenditures. The following details our capital expenditures, by operating segment, for these periods (in thousands):

Year Ended December 31,	Capital Expenditures					
	U.S. Wireless	International Integrated Telephony	Island Wireless	U.S. Wireline	Reconciling Items	Consolidated
2010 . . . . .	\$88,522	\$26,019	\$13,896	\$2,050	\$5,201	\$135,688
2011 . . . . .	67,843	19,317	7,485	3,336	3,420	101,401

We are continuing to invest in expanding our networks in many of our markets and developing updated operating and business support systems. We expect to incur capital expenditures between \$90 million and \$110 million during 2012. Of this amount, we anticipate capital expenditures of between \$50 million to \$65 million in our U.S. Wireless segment. In forecasting our 2012 capital expenditures for U.S. Wireless segment, we are anticipating spending some amounts for upgrading the capacity of our mobile data network which may include the first stage of a changeout to a network with LTE capability. The timing and cost of any such data expansion very well may change as we have not committed to a particular vendor or solution at this time.

*Acquisitions and Investments.* Historically, we have funded our acquisitions with a combination of cash on hand and borrowings under our credit facilities. We continue to explore opportunities to acquire or expand our existing telecommunications properties or licenses in the United States, the Caribbean and elsewhere. Such acquisitions may require external financing. While there can be no assurance as to whether, when or on what terms we will be able to acquire any such businesses or licenses or make such investments, such acquisitions may be accomplished through one or a combination of the issuance of shares of our capital stock, payment of cash or incurrence of additional

debt. From time to time, we may raise capital ahead of any definitive use of proceeds to allow us to move more quickly and opportunistically if an attractive investment materializes.

*Dividends.* We use cash-on-hand to make dividend payments to our common stockholders when declared by our Board of Directors. For the year ended December 31, 2011, dividends to our stockholders were approximately \$13.9 million, which includes dividends declared in December 2011 and paid in January 2012. We have paid quarterly dividends for the last 53 fiscal quarters.

*Stock Repurchase Plan.* Our Board of Directors approved a \$5.0 million stock buyback plan in September 2004 pursuant to which we have spent approximately \$2.2 million as of December 31, 2011 repurchasing our common stock. We may repurchase shares at any time depending on market conditions, our available cash and our cash needs. We have not repurchased any shares under this plan since 2008.

*Debt Service and Other Contractual Commitment Table.* The following table discloses aggregate information about our debt, lease and other obligations as of December 31, 2011 and the periods in which payments are due:

<u>Contractual Obligations</u>	<u>Total</u>	<u>Less Than 1 Year</u>	<u>1-3 Years</u>	<u>4-5 Years</u>	<u>More Than 5 Years</u>
			(In millions)		
Debt . . . . .	\$286.0	\$25.1	\$260.9	\$ —	\$ —
Uncertain tax positions . . . . .	7.0	7.0	—	—	—
Pension obligations . . . . .	0.9	0.9	—	—	—
Operating lease obligations . . . . .	166.8	40.8	63.1	34.6	28.3
Total . . . . .	<u>\$460.7</u>	<u>\$73.8</u>	<u>\$324.0</u>	<u>\$34.6</u>	<u>\$28.3</u>

**Sources of Cash**

*Total Liquidity at December 31, 2011.* As of December 31, 2011, we had approximately \$48.7 million in cash and cash equivalents, an increase of \$11.4 million from the December 31, 2010 balance of \$37.3 million. The increase in our cash and cash equivalents is attributable to the cash provided by our operating activities partially offset by investments in capital expenditures and dividends paid on our common stock.

*Cash Generated by Operations.* Cash provided by operating activities was \$132.6 million for the year ended December 31, 2011 compared to \$102.8 million for the year ended December 31, 2010. The increase of \$29.8 million was mainly due to an increase in profitability when excluding the increased impact of non-cash charges such as depreciation expense, offset by the effect of a \$27.0 million non-cash gain recognized in 2010 relating to our Alltel Acquisition. This increase was partially offset by a decrease in the change of working capital.

*Cash Used (Provided) by Financing Activities.* Cash used in financing activities was \$25.6 million for the year ended December 31, 2011 as compared to cash provided by financing activities of \$200.7 million for the year ended December 31, 2010. The \$226.3 million decrease was primarily the result of borrowings under our credit facility in 2010 which were used to finance the Alltel Acquisition.

On January 20, 2010, we amended and restated our then existing credit facility with CoBank (the “2010 Credit Facility”). The 2010 Credit Facility provided for \$223.9 million in term loans and a \$75.0 million revolver loan.

On September 30, 2010, we further amended the 2010 Credit Facility by adding a \$50.0 million term loan and expanding the revolver loan to \$100.0 million (which includes a \$10 million swingline sub-facility). This amended facility (the “Amended 2010 Credit Facility”) also provides for additional

term loans up to an aggregate \$50.0 million, subject to lender approval. As of December 31, 2011, \$252.1 million was outstanding under the term loans and \$28.2 million was outstanding under the revolver loan.

The term loans mature on September 30, 2014 and require certain quarterly repayment obligations. The revolver loan matures on September 10, 2014. We may prepay the Amended 2010 Credit Facility at any time without premium or penalty, other than customary fees for the breakage of LIBOR loans.

As a result of an amendment entered into on September 16, 2011, amounts borrowed under the Amended 2010 Credit Facility bear interest at a rate equal to, at the Company's option, either (i) the London Interbank Offered Rate (LIBOR) plus an applicable margin ranging between 2.75% to 4.25% or (ii) a base rate plus an applicable margin ranging from 1.75% to 3.25% (or, in the case of amounts borrowed under the swingline sub-facility, an applicable margin ranging from 1.25% to 2.75%). The applicable margin is determined based on the ratio of the Company's indebtedness to its EBITDA (each as defined in the Amended 2010 Credit Facility agreement). Borrowings as of December 31, 2011, after considering the effect of the interest rate swap agreements as described in Note 7, bore a weighted-average interest rate of 5.09%.

Under the terms of the Amended 2010 Credit Facility, as amended, the Company must also pay a commitment fee ranging from 0.375% to 0.50% of the average daily unused portion of the revolver loan over each calendar quarter.

The Amended 2010 Credit Facility contains customary representations, warranties and covenants, including covenants by the Company limiting additional indebtedness, liens, guaranties, mergers and consolidations, substantial asset sales, investments and loans, sale and leasebacks, transactions with affiliates and fundamental changes. In addition, the Amended 2010 Credit Facility contains financial covenants by the Company that (i) impose a maximum ratio of indebtedness to EBITDA, (ii) require a minimum ratio of EBITDA to cash interest expense, (iii) require a minimum ratio of equity to consolidated assets and (iv) require a minimum ratio of EBITDA to fixed charges. As previously disclosed, on June 30, 2011 the Company amended certain of these financial covenants to allow an increased ratio of indebtedness to EBITDA and amended the definition of fixed charges. As of December 31, 2011, we were in compliance with all of the financial covenants of the Amended 2010 Credit Facility, as amended.

In connection with the CellOne Merger with M3 Wireless, Ltd., we assumed a term loan of approximately \$7.0 million owed to Keytech Ltd., the former parent company of M3 and current 42% minority shareholder in our Bermuda operations. The term loan requires quarterly repayments of principal and interest, matures on March 15, 2015 and bears interest at a rate of 7% per annum. As of December 31, 2011, \$5.8 million remains outstanding under this loan.

As of December 31, 2011 and 2010, the total notional amount of cash flow hedges under our interest rate swap agreements was \$143.0 million.

#### ***Factors Affecting Sources of Liquidity***

*Internally Generated Funds.* The key factors affecting our internally generated funds are demand for our services, competition, regulatory developments, economic conditions in the markets where we operate our businesses and industry trends within the telecommunications industry. For a discussion of tax and regulatory risks in Guyana that could have a material adverse impact on our liquidity, see "Risk Factors—Risks Relating to Our Wireless and Wireline Services in Guyana", and "Business—Guyana Regulation."

*Restrictions Under Credit Facility.* The Amended 2010 Credit Facility contains customary representations, warranties and covenants, including covenants by the Company limiting additional indebtedness, liens, guaranties, mergers and consolidations, substantial asset sales, investments and loans, sale and leasebacks, transactions with affiliates and fundamental changes. In addition, the

Amended 2010 Credit Facility contains a number of financial covenants which are described above under “Sources of Cash.” On June 30, 2011 we amended some of our financial covenants to allow an increased ratio of indebtedness to EBITDA and amended the definition of fixed charges. As of December 31, 2011, we were in compliance with all of the financial covenants of the Amended 2010 Credit Facility, as amended.

*Capital Markets.* Our ability to raise funds in the capital markets depends on, among other things, general economic conditions, the conditions of the telecommunications industry, our financial performance, the state of the capital markets and our compliance with Securities and Exchange Commission (“SEC”) requirements for the offering of securities. On May 13, 2010, the SEC declared effective our “universal” shelf registration statement. This filing registered potential future offerings of our securities.

### ***Inflation***

We do not believe that inflation has had a significant impact on our consolidated operations in any of the periods presented in the Report.

### **Critical Accounting Estimates**

We have based our discussion and analysis of our financial condition and results of operations on our consolidated financial statements, which have been prepared in accordance with accounting principles generally accepted in the United States of America (or GAAP). We base our estimates on our operating experience and on various conditions existing in the market and we believe them to be reasonable under the circumstances. Our estimates form the basis for making judgments about the carrying values of assets and liabilities that are not readily apparent from other sources. Actual results may differ materially from these estimates under different assumptions or conditions.

We have identified the critical accounting estimates that we believe require significant judgment in the preparation of our consolidated financial statements. We consider these accounting estimates to be critical because changes in the assumptions or estimates we have selected have the potential of materially impacting our financial statements.

*Revenue Recognition.* In determining the appropriate amount of revenue to recognize for a particular transaction, we apply the criteria established by the authoritative guidance for revenue recognition and defer those items that do not meet the recognition criteria. As a result of the cutoff times of our billing cycles, we are often required to estimate the amount of revenues earned but not billed from the end of each billing cycle to the end of each reporting period. These estimates are based primarily on rate plans in effect and historical evidence with each customer or carrier. Adjustments affecting revenue can and occasionally do occur in periods subsequent to the period when the services were provided, billed and recorded as revenue, however historically these adjustments have not been material.

A small portion of our revenue is attributable to activation or reactivation fees, installation fees and equipment sales. We evaluate these and, where the amounts charged for such services or the equipment do not represent a separate unit of accounting, these amounts are deferred and recognized ratably over the estimated customer relationship period.

We apply judgment when assessing the ultimate realization of receivables, including assessing the probability of collection and the current credit-worthiness of customers. We establish an allowance for doubtful accounts sufficient to cover probable and reasonably estimable losses. Our estimate of the allowance for doubtful accounts considers collection experience, aging of the accounts receivable, the credit quality of customer and, where necessary, other macro-economic factors.

*Long-Lived and Intangible Assets.* In accordance with the authoritative guidance regarding the accounting for impairments or disposals of long-lived assets and the authoritative guidance for the accounting for goodwill and other intangible assets, we evaluate the carrying value of our long-lived assets, including property and equipment, whenever events or changes in circumstances indicate that the carrying amount of an asset may not be recoverable. An impairment loss exists when estimated undiscounted cash flows attributable to the assets are less than their carrying amount. If an asset is deemed to be impaired, the amount of the impairment loss recognized represents the excess of the asset's carrying value as compared to its estimated fair value, based on management's assumptions and projections.

Our estimates of the future cash flows attributable to our long-lived assets and the fair value of our businesses involve significant uncertainty. Those estimates are based on management's assumptions of future results, growth trends and industry conditions. If those estimates are not met, we could have additional impairment charges in the future, and the amounts may be material.

We also assess the carrying value of goodwill and indefinite-lived intangible assets on an annual basis or whenever events or changes in circumstances indicate that the carrying value of goodwill may not be recoverable. The carrying value of each reporting unit, including goodwill assigned to that reporting unit, is compared to its fair value. If the fair value of the reporting unit does not exceed the carrying value of the reporting unit, including goodwill, an analysis is performed to determine if an impairment charge should be recorded.

*Impairment of Goodwill.* We performed our annual impairment assessment of our goodwill and other indefinite-lived intangible assets as of December 31, 2011. The prolonged economic downturn caused slower growth in new subscribers in one of the reporting units in our Island Wireless segment, which contributed to a decline in expected future cash flows. As a result, we determined that the book value of this reporting unit exceeded its fair value and concluded that the entire goodwill recorded by that reporting unit was impaired. In connection with this assessment, we recorded a non-cash goodwill impairment charge of \$2.4 million during the year ended December 31, 2011.

We assess the recoverability of the value of our FCC licenses using a market approach. We believe that our FCC licenses have an indefinite life based on historical ability to renew such licenses, that such renewals may be obtained indefinitely and at little cost, and that the related technology used is not expected to be replaced in the foreseeable future. If the value of these assets was impaired by some factor, such as an adverse change in the subsidiary's operating market, we may be required to record an impairment charge. We test the impairment of our FCC licenses annually or whenever events or changes in circumstances indicate that such assets might be impaired. The impairment test consists of a comparison of the fair value of FCC licenses with their carrying amount on a license by license basis.

*Contingencies.* We are subject to proceedings, lawsuits, tax audits and other claims related to lawsuits and other legal and regulatory proceedings that arise in the ordinary course of business. We are required to assess the likelihood of any adverse judgments or outcomes to these matters as well as potential ranges of probable losses. A determination of the amount of loss accruals required, if any, for these contingencies are made after careful analysis of each individual issue. We consult with legal counsel and other experts where necessary in connection with our assessment of any contingencies. The required accrual for any such contingency may change materially in the future due to new developments or changes in each matter. We estimate these contingencies amount to approximately \$36.8 million at December 31, 2011, the majority of which are not recorded on our books as we do not believe that an adverse outcome is probable. Adverse developments in these matters may result in the recording of liabilities to satisfy all or a portion of these claims. The Company believes some adverse outcome is probable and has accordingly accrued \$5.0 million as of December 31, 2011.

### **Recent Accounting Pronouncements**

In June 2011, the Financial Accounting Standards Board (FASB) issued a new accounting standard that eliminates the option to present other comprehensive income (OCI) in the statement of stockholders' equity and instead requires net income, the components of OCI, and total comprehensive income to be presented in either one continuous statement or in two separate, but consecutive, statements. The standard also requires that items reclassified from OCI to net income be presented on the face of the financial statements. However, in December 2011, the FASB finalized a proposal to defer the requirement to present reclassifications from OCI to net income on the face of the financial statements and require that reclassification adjustments be disclosed in the notes to the financial statements, consistent with the existing disclosure requirements. The deferral does not change the requirement to present net income, components of OCI, and total comprehensive income in either one continuous statement or two separate but consecutive statements. This guidance is effective for the periods beginning after December 15, 2011 and early application is permitted. We will adopt the provision of this standard retrospectively in the first quarter of 2012. The adoption of this standard is not expected to have a material impact on our financial position, results of operations or liquidity.

In May 2011, the FASB issued amended guidance that clarifies the application of existing fair value measurement and increases certain related disclosure requirements about measuring fair value. This guidance is effective for the periods beginning after December 15, 2011 and early application is prohibited.

In September 2011, the FASB issued amended guidance on goodwill impairment testing that provides companies with the option to make an initial qualitative evaluation, based on the entity's events and circumstances, to determine the likelihood of goodwill impairment. This guidance is effective for annual and interim goodwill impairment tests performed for fiscal years beginning after December 15, 2011, with early application permitted. The adoption of this standard is not expected to have a material impact on our financial position, results of operations or liquidity.

Other new pronouncements issued but not effective until after December 31, 2011, are not expected to have a material impact on our financial position, results of operations or liquidity.

### **ITEM 7A. QUANTITATIVE AND QUALITATIVE DISCLOSURES ABOUT MARKET RISK**

*Foreign Currency Exchange Sensitivity.* The functional currency we use in Guyana is the U.S. dollar because a significant portion of our Guyana revenues and expenditures are transacted in U.S. dollars. The results of future operations nevertheless may be affected by changes in the value of the Guyana dollar, however the Guyanese exchange rate has remained at approximately \$205 Guyana dollars to \$1 U.S. dollar since 2004 so we have not recorded any foreign exchange gains or losses since that date. All of our other foreign subsidiaries operate in jurisdictions where the U.S. dollar is the recognized currency.

*Interest Rate Sensitivity.* Our exposure to changes in interest rates is limited and relates primarily to our variable interest rate long-term debt. As of December 31, 2011, \$148.8 million of our long term debt has a fixed rate (\$143.0 million by way of interest-rate swaps that effectively hedge our interest rate risk). The remaining \$137.2 million of long term debt as of December 31, 2011 is subject to interest rate risk. As a result of our hedging policy we believe our exposure to fluctuations in interest rates is not material.

### **ITEM 8. FINANCIAL STATEMENTS AND SUPPLEMENTARY DATA**

The response to this item is submitted as a separate section to this Report. See "Item 15. Exhibits, Financial Statement Schedules."

### **ITEM 9. CHANGES IN AND DISAGREEMENTS WITH ACCOUNTANTS ON ACCOUNTING AND FINANCIAL DISCLOSURE**

None.



## **ITEM 9A. CONTROLS AND PROCEDURES**

### **Evaluation of Disclosure Controls and Procedures**

Our management, with the participation of our Chief Executive Officer and Chief Financial Officer, evaluated the effectiveness of our disclosure controls and procedures as of December 31, 2011. The term “disclosure controls and procedures,” as defined in Rules 13a-15(e) and 15d-15(e) under the Securities Exchange Act of 1934, as amended (the “Exchange Act”), means controls and other procedures of an issuer that are designed to ensure that information required to be disclosed by the issuer in the reports that it files or submits under the Exchange Act is recorded, processed, summarized and reported within the time periods specified in the Securities and Exchange Commission’s (SEC) rules and forms. Disclosure controls and procedures include, without limitation, controls and procedures designed to ensure that information required to be disclosed by an issuer in the reports that it files or submits under the Exchange Act is accumulated and communicated to the issuer’s management, including its principal executive and principal financial officers, or persons performing similar functions as appropriate to allow timely decisions regarding required disclosure. Management recognizes that any controls and procedures, no matter how well designed and operated, can provide only reasonable assurance of achieving their objectives and management necessarily applies its judgment in evaluating the cost-benefit relationship of possible controls and procedures. Based on the evaluation of our disclosure controls and procedures as of December 31, 2011, our Chief Executive Officer and Chief Financial Officer concluded that, as of such date, our disclosure controls and procedures were effective at the reasonable assurance level to ensure that information required to be disclosed by us in reports that we file or submit under the Exchange Act is recorded, processed, summarized and reported within the time periods specified in SEC rules and forms and is accumulated and communicated to our management, including our Chief Executive Officer and Chief Financial Officer, as appropriate, to allow timely decisions regarding required disclosure.

### **Management’s Report on Internal Control over Financial Reporting**

Our management is responsible for establishing and maintaining adequate internal control over financial reporting. Internal control over financial reporting is defined in Rules 13a-15(f) and 15d-15(f) promulgated under the Exchange Act as a process designed by, or under the supervision of, our Chief Executive Officer and Chief Financial Officer or persons performing similar functions and effected by the our Board of Directors, management and other personnel, to provide reasonable assurance regarding the reliability of financial reporting and the preparation of financial statements for external purposes in accordance with generally accepted accounting principles and includes those policies and procedures that:

- Pertain to the maintenance of records that in reasonable detail accurately and fairly reflect the transactions and dispositions of our assets;
- Provide reasonable assurance that transactions are recorded as necessary to permit preparation of financial statements in accordance with generally accepted accounting principles, and that our receipts and expenditures are being made only in accordance with authorizations of our management and directors; and
- Provide reasonable assurance regarding prevention or timely detection of unauthorized acquisition, use or disposition of our assets that could have a material effect on the financial statements.

Because of its inherent limitations, internal control over financial reporting may not prevent or detect misstatements. Projections of any evaluation of effectiveness to future periods are subject to the risk that controls may become inadequate because of changes in conditions, or that the degree of compliance with the policies or procedures may deteriorate.

Our management assessed the effectiveness of our internal control over financial reporting as of December 31, 2011. In making this assessment, our management used the criteria set forth by the Committee of Sponsoring Organizations of the Treadway Commission (“COSO”) in *Internal Control—Integrated Framework*.

Based on its assessment, management concluded that, as of December 31, 2011, our internal control over financial reporting was effective based on those criteria. Our internal control over financial reporting as of December 31, 2011 has been audited by PricewaterhouseCoopers LLP, an independent registered public accounting firm, as stated in their attestation report which appears on page F-2.

#### **Changes in Internal Control over Financial Reporting**

In 2011, we created an Internal Audit team dedicated to the review and internal audit of our operations. There was no change in our internal control over financial reporting (as defined in Rules 13a-15(f) and 15d-15(f) under the Exchange Act) during our fourth fiscal quarter that has materially affected, or is reasonably likely to materially affect, our internal control over financial reporting.

#### **ITEM 9B. OTHER INFORMATION**

None.

**PART III**

**ITEM 10. DIRECTORS, EXECUTIVE OFFICERS AND CORPORATE GOVERNANCE**

**Executive Officers**

Our executive officers and their respective ages and positions as of March 15, 2012, as well as a brief description of the recent business experience of each, are set forth below:

<u>Name</u>	<u>Age</u>	<u>Position</u>
Michael T. Prior . . . . .	47	President and Chief Executive Officer
Justin D. Benincasa . . . . .	50	Chief Financial Officer and Treasurer
William F. Kreisher . . . . .	49	Senior Vice President, Corporate Development
Leonard Q. Slap . . . . .	52	Senior Vice President, General Counsel and Secretary
Karl D. Noone . . . . .	43	Senior Vice President and Corporate Controller

**Michael T. Prior** is our President and Chief Executive Officer and a member of the Board of Directors. Mr. Prior joined us in 2003 as our Chief Financial Officer and Treasurer. Before joining us, Mr. Prior was a partner with Q Advisors LLC, a Denver based investment banking and financial advisory firm focused on the telecommunications sector. From 1999 to 2002, he headed corporate development for LighTrade, Inc., a telecommunications infrastructure provider. From 1998 to 1999, Mr. Prior was a member of ComSpace Development LLC, a seed investment concern in the communications industry and an early investor in LighTrade. From 1992 to 1998, Mr. Prior was a corporate lawyer with Cleary Gottlieb Steen & Hamilton in London and New York and Perkins Coie LLP in Seattle. Mr. Prior received a B.A. degree from Vassar College and a J.D. degree *summa cum laude* from Brooklyn Law School. He is the son of Cornelius B. Prior, Jr., Chairman of our Board. In 2008, Mr. Prior was named Entrepreneur of the Year for the New England Region by Ernst & Young. Mr. Prior serves on the Board of Directors and is currently Vice Chairman of the Rural Cellular Association.

**Justin D. Benincasa** is our Chief Financial Officer and Treasurer. Prior to joining us in May 2006, Mr. Benincasa was a Principal at Windover Development, LLC since 2004. From 1998 to 2004, he was Executive Vice President of Finance and Administration at American Tower Corporation, a leading wireless and broadcast communications infrastructure company, where he managed finance and accounting, treasury, IT, tax, lease administration and property management. Prior to that, he was Vice President and Corporate Controller at American Radio Systems Corporation and held accounting and finance positions at American Cablesystems Corporation. Mr. Benincasa holds an M.B.A. degree from Bentley University and a B.A. degree from the University of Massachusetts.

**William F. Kreisher** is our Senior Vice President, Corporate Development. Prior to joining us in 2007, Mr. Kreisher was Vice President—Corporate Development at Cingular Wireless (now AT&T Mobility) since 2004. He was part of the corporate development team at Cingular since its formation and spent five years at Bell South before that as a Director of Finance, the acting Chief Financial Officer at its broadband and video division, and as a senior manager in its mergers and acquisitions group. Mr. Kreisher is a twenty-year veteran of the telecommunications industry, having also worked with MCI Telecommunications and Equant. Mr. Kreisher holds a Masters in Business Administration from Fordham University and a Bachelor of Arts degree from the Catholic University of America.

**Leonard Q. Slap** is our Senior Vice President and General Counsel. Prior to joining us in May 2010, Mr. Slap was a partner at the law firm of Edwards Angell Palmer & Dodge LLP, where for

twenty-five years he represented investors and companies in a variety of U.S. and international business transactions, including venture capital and private equity investments, mergers and acquisitions, debt financings and workouts. Mr. Slap focused on transactions involving U.S. and international communications businesses, including broadcast, wireline, wireless broadband telecommunications, information technology and other media. Mr. Slap received a B.S. degree, *magna cum laude*, from Boston College and a J.D. degree, with honors, from George Washington University School of Law.

**Karl D. Noone** is our Senior Vice President and Corporate Controller. Prior to joining us in August 2010, Mr. Noone served as the Vice President, Controller and Chief Accounting Officer for Mercury Computer Systems, Inc., a provider of embedded computing systems and software for signal processing applications from 2008 to 2009. From 2005 to 2008, Mr. Noone served as the Senior Vice President, Corporate Controller of Digitas, Inc., a digital marketing and media services company. Prior to Digitas, Mr. Noone was the Senior Vice President, Corporate Controller for Lightbridge, Inc., a credit qualification and payment authorization transaction processing company and was Vice President, Finance at CMGI, Inc., an Internet operating and development company. Mr. Noone received a B.S. degree, *summa cum laude*, from Boston College in Accounting.

Additional information required by this Item regarding our directors and executive officers will be set forth in our Definitive Proxy Statement for the 2012 Annual Meeting of Stockholders (or 2012 Proxy Statement) under “Election of Directors” and “Section 16(a) Beneficial Ownership Reporting Compliance” and is incorporated herein by reference. Required information regarding our audit committee financial experts and identification of the audit committee of our Board of Directors will be set forth in our 2012 Proxy Statement under “Corporate Governance” and is incorporated herein by reference.

Information regarding our Code of Ethics applicable to our principal executive officer, our principal financial officer, our controller and other senior financial officers appears in Item 1 of this Report under the caption “Business—Available Information.”

#### **ITEM 11. EXECUTIVE COMPENSATION**

Information required by this Item regarding executive and director compensation will be set forth in our 2012 Proxy Statement under “Executive Officer Compensation” and “Director Compensation” and is incorporated herein by reference.

#### **ITEM 12. SECURITY OWNERSHIP OF CERTAIN BENEFICIAL OWNERS AND MANAGEMENT AND RELATED STOCKHOLDER MATTERS**

Information required by this Item regarding security ownership of certain beneficial owners, directors and executive officers will be set forth in our 2012 Proxy Statement under “Security Ownership of Certain Beneficial Owners and Management” and is incorporated herein by reference.

Information required by this Item regarding our equity compensation plans will be set forth in our 2012 Proxy Statement under “Executive Officer Compensation—Securities Authorized for Issuance Under Equity Compensation Plans” and is incorporated herein by reference.

#### **ITEM 13. CERTAIN RELATIONSHIPS AND RELATED TRANSACTIONS, AND DIRECTOR INDEPENDENCE**

Information required by this Item regarding certain relationships and related transactions will be set forth in our 2012 Proxy Statement under “Related Person Transactions” and is incorporated herein by reference.

**ITEM 14. PRINCIPAL ACCOUNTING FEES AND SERVICES**

Information required by this Item regarding auditor fees and services will be set forth in our 2012 Proxy Statement under “Independent Auditor” and is incorporated herein by reference.

**PART IV**

**ITEM 15. EXHIBITS, FINANCIAL STATEMENT SCHEDULES**

(a) The following documents are filed as part of this Report:

(1) *Financial Statements*. See Index to Consolidated Financial Statements, which appears on page F-1 hereof. The financial statements listed in the accompanying Index to Consolidated Financial Statements are filed herewith in response to this Item.

(2) *Schedule II*. Valuation and Qualifying Accounts.

(3) *Exhibits*. See Index to Exhibits. The exhibits listed in the Index to Exhibits immediately preceding the exhibits are filed herewith in response to this Item.

**SIGNATURES**

Pursuant to the requirements of Section 13 or 15(d) of the Securities and Exchange Act of 1934, the Registrant has duly caused this report to be signed on its behalf by the undersigned, thereunto duly authorized, in Beverly, Massachusetts on the 15<sup>th</sup> day of March, 2012.

ATLANTIC TELE-NETWORK, INC.

By:                   /s/ MICHAEL T. PRIOR                    
                  Michael T. Prior  
                  *President and Chief Executive Officer*

Pursuant to the requirements of the Securities Exchange Act of 1934 this report has been signed below by the following persons on behalf of the registrant and in the capacities indicated on the 15th day of March, 2012.

<u>Signature</u>	<u>Title</u>
<u>                  /s/ MICHAEL T. PRIOR                  </u> Michael T. Prior	President, Chief Executive Officer and Director (Principal Executive Officer)
<u>                  /s/ JUSTIN D. BENINCASA                  </u> Justin D. Benincasa	Chief Financial Officer and Treasurer (Principal Financial and Accounting Officer)
<u>                  /s/ CORNELIUS B. PRIOR, JR.                  </u> Cornelius B. Prior, Jr.	Chairman
<u>                  /s/ MARTIN L. BUDD                  </u> Martin L. Budd	Director
<u>                  /s/ MICHAEL T. FLYNN                  </u> Michael T. Flynn	Director
<u>                  /s/ CHARLES J. ROESSLEIN                  </u> Charles J. Roesslein	Director
<u>                  /s/ BRIAN A. SCHUCHMAN                  </u> Brian A. Schuchman	Director

(This page has been left blank intentionally.)

**ATLANTIC TELE-NETWORK, INC. AND SUBSIDIARIES**  
**CONSOLIDATED FINANCIAL STATEMENTS AND FINANCIAL STATEMENT SCHEDULE**  
**December 31, 2009, 2010 and 2011**

**INDEX**

	<u>Page</u>
REPORT OF INDEPENDENT REGISTERED PUBLIC ACCOUNTING FIRM . . . . .	F-2
FINANCIAL STATEMENTS	
Consolidated Balance Sheets—December 31, 2010 and 2011 . . . . .	F-3
Consolidated Income Statements for the Years Ended December 31, 2009, 2010 and 2011 . . .	F-4
Consolidated Statements of Equity for the Years Ended December 31, 2009, 2010 and 2011 . .	F-5
Consolidated Statements of Cash Flows for the Years Ended December 31, 2009, 2010 and 2011 . . . . .	F-6
NOTES TO CONSOLIDATED FINANCIAL STATEMENTS . . . . .	F-7
FINANCIAL STATEMENT SCHEDULE	
Schedule II—Valuation and Qualifying Accounts for the Years Ended December 31, 2009, 2010 and 2011 . . . . .	F-44



## Report of Independent Registered Public Accounting Firm

To Board of Directors and Shareholders of  
Atlantic Tele-Network, Inc.:

In our opinion, the accompanying consolidated financial statements listed in the accompanying index present fairly, in all material respects, the financial position of Atlantic Tele-Network, Inc, and its subsidiaries at December 31, 2011 and 2010, and the results of their operations and their cash flows for each of the three years in the period ended December 31, 2011 in conformity with accounting principles generally accepted in the United States of America. In addition, in our opinion, the financial statement schedule listed in the accompanying presents fairly, in all material respects, the information set forth therein when read in conjunction with the related consolidated financial statements. Also in our opinion, the Company maintained, in all material respects, effective internal control over financial reporting as of December 31, 2011, based on criteria established in *Internal Control—Integrated Framework* issued by the Committee of Sponsoring Organizations of the Treadway Commission (COSO). The Company's management is responsible for these financial statements and financial statement schedule, for maintaining effective internal control over financial reporting and for its assessment of the effectiveness of internal control over financial reporting, included in Management's Report on Internal Control over Financial Reporting appearing under Item 9A. Our responsibility is to express opinions on these financial statements, on the financial statement schedule, and on the Company's internal control over financial reporting based on our integrated audits. We conducted our audits in accordance with the standards of the Public Company Accounting Oversight Board (United States). Those standards require that we plan and perform the audits to obtain reasonable assurance about whether the financial statements are free of material misstatement and whether effective internal control over financial reporting was maintained in all material respects. Our audits of the financial statements included examining, on a test basis, evidence supporting the amounts and disclosures in the financial statements, assessing the accounting principles used and significant estimates made by management, and evaluating the overall financial statement presentation. Our audit of internal control over financial reporting included obtaining an understanding of internal control over financial reporting, assessing the risk that a material weakness exists, and testing and evaluating the design and operating effectiveness of internal control based on the assessed risk. Our audits also included performing such other procedures as we considered necessary in the circumstances. We believe that our audits provide a reasonable basis for our opinions.

A company's internal control over financial reporting is a process designed to provide reasonable assurance regarding the reliability of financial reporting and the preparation of financial statements for external purposes in accordance with generally accepted accounting principles. A company's internal control over financial reporting includes those policies and procedures that (i) pertain to the maintenance of records that, in reasonable detail, accurately and fairly reflect the transactions and dispositions of the assets of the company; (ii) provide reasonable assurance that transactions are recorded as necessary to permit preparation of financial statements in accordance with generally accepted accounting principles, and that receipts and expenditures of the company are being made only in accordance with authorizations of management and directors of the company; and (iii) provide reasonable assurance regarding prevention or timely detection of unauthorized acquisition, use, or disposition of the company's assets that could have a material effect on the financial statements.

Because of its inherent limitations, internal control over financial reporting may not prevent or detect misstatements. Also, projections of any evaluation of effectiveness to future periods are subject to the risk that controls may become inadequate because of changes in conditions, or that the degree of compliance with the policies or procedures may deteriorate.

/s/ PRICEWATERHOUSECOOPERS LLP

Boston, Massachusetts  
March 15, 2012

**ATLANTIC TELE-NETWORK, INC. AND SUBSIDIARIES**  
**CONSOLIDATED BALANCE SHEETS**  
**December 31, 2010 and 2011**  
**(In Thousands, Except Share Data)**

	<b>December 31,</b>	
	<b>2010</b>	<b>2011</b>
<b>ASSETS</b>		
Current Assets:		
Cash and cash equivalents . . . . .	\$ 37,330	\$ 48,735
Restricted cash . . . . .	467	—
Accounts receivable, net of allowances of \$13.8 million and \$15.3 million, respectively . . . . .	59,870	71,159
Materials and supplies . . . . .	26,614	20,802
Deferred income taxes . . . . .	15,787	21,921
Income tax receivable . . . . .	—	11,545
Prepayments and other current assets . . . . .	14,221	9,738
Total current assets . . . . .	154,289	183,900
Fixed Assets:		
Property, plant and equipment . . . . .	705,288	813,391
Less accumulated depreciation . . . . .	(241,397)	(330,188)
Net fixed assets . . . . .	463,891	483,203
Telecommunication licenses . . . . .	80,843	87,468
Goodwill . . . . .	44,397	45,077
Trade name license, net . . . . .	13,491	13,013
Customer relationships, net . . . . .	49,031	41,314
Other assets . . . . .	17,002	19,756
Total assets . . . . .	\$ 822,944	\$ 873,731
<b>LIABILITIES AND EQUITY</b>		
Current Liabilities:		
Current portion of long-term debt . . . . .	\$ 12,194	\$ 25,068
Accounts payable and accrued liabilities . . . . .	54,731	57,262
Dividends payable . . . . .	3,394	3,548
Accrued taxes . . . . .	9,413	7,739
Advance payments and deposits . . . . .	17,398	15,834
Other current liabilities . . . . .	41,172	36,327
Total current liabilities . . . . .	138,302	145,778
Deferred income taxes . . . . .	53,253	88,906
Other liabilities . . . . .	30,304	29,371
Long-term debt, excluding current portion . . . . .	272,049	257,146
Total liabilities . . . . .	493,908	521,201
Commitments and contingencies (Note 12)		
Atlantic Tele-Network, Inc. Stockholders' Equity:		
Preferred stock, \$0.01 par value per share; 10,000,000 shares authorized, none issued and outstanding . . . . .	—	—
Common stock, \$0.01 par value per share; 50,000,000 shares authorized; 15,882,359 and 15,955,886 shares issued, respectively, and 15,383,181 and 15,451,238 shares outstanding, respectively . . . . .	159	160
Treasury stock, at cost; 499,178 and 504,648 shares, respectively . . . . .	(4,724)	(4,942)
Additional paid-in capital . . . . .	113,002	118,620
Retained earnings . . . . .	182,390	190,327
Accumulated other comprehensive loss . . . . .	(7,059)	(9,899)
Total Atlantic Tele-Network, Inc. stockholders' equity . . . . .	283,768	294,266
Non-controlling interests . . . . .	45,268	58,264
Total equity . . . . .	329,036	352,530
Total liabilities and equity . . . . .	\$ 822,944	\$ 873,731

The accompanying notes are an integral part of these consolidated financial statements.

**ATLANTIC TELE-NETWORK, INC. AND SUBSIDIARIES**  
**CONSOLIDATED INCOME STATEMENTS**  
**For the Years Ended December 31, 2009, 2010 and 2011**  
**(In Thousands, Except Per Share Data)**

	<u>December 31,</u>		
	<u>2009</u>	<u>2010</u>	<u>2011</u>
<b>REVENUE:</b>			
U.S. Wireless			
Retail . . . . .	\$ —	\$293,126	\$370,218
Wholesale . . . . .	104,689	159,807	201,993
International wireless . . . . .	44,804	50,615	73,003
Wireline . . . . .	88,449	84,488	84,957
Equipment and Other . . . . .	4,339	31,109	29,025
Total revenue . . . . .	<u>242,281</u>	<u>619,145</u>	<u>759,196</u>
<b>OPERATING EXPENSES (excluding depreciation and amortization unless otherwise indicated):</b>			
Termination and access fees . . . . .	45,850	160,554	205,526
Engineering and operations . . . . .	28,221	71,032	85,234
Sales and marketing . . . . .	12,676	94,661	136,013
Equipment expense . . . . .	3,490	75,335	73,185
General and administrative . . . . .	36,301	88,783	99,087
Acquisition-related charges . . . . .	7,163	13,760	772
Depreciation and amortization . . . . .	38,889	76,736	104,100
Impairment of goodwill . . . . .	—	—	2,425
Gain on disposition of long-lived assets . . . . .	—	—	(2,397)
Total operating expenses . . . . .	<u>172,590</u>	<u>580,861</u>	<u>703,945</u>
Income from operations . . . . .	<u>69,691</u>	<u>38,284</u>	<u>55,251</u>
<b>OTHER INCOME (EXPENSE)</b>			
Interest expense . . . . .	(3,706)	(9,956)	(17,370)
Interest income . . . . .	1,153	551	427
Gain on bargain purchase, net of deferred taxes of \$18,016 . . . . .	—	27,024	—
Equity in earnings of unconsolidated affiliate . . . . .	—	743	3,029
Other income, net . . . . .	605	543	1,129
Other income (expense), net . . . . .	<u>(1,948)</u>	<u>18,905</u>	<u>(12,785)</u>
<b>INCOME BEFORE INCOME TAXES . . . . .</b>	<u>67,743</u>	<u>57,189</u>	<u>42,466</u>
Income taxes . . . . .	31,160	19,607	20,569
<b>NET INCOME . . . . .</b>	<u>36,583</u>	<u>37,582</u>	<u>21,897</u>
Net (income) loss attributable to non-controlling interests, net of tax of \$2.8 million, \$1.9 million, and \$2.4 million, respectively . . . . .	<u>(1,044)</u>	<u>872</u>	<u>(103)</u>
<b>NET INCOME ATTRIBUTABLE TO ATLANTIC TELE-NETWORK, INC.</b>			
<b>STOCKHOLDERS . . . . .</b>	<u>\$ 35,539</u>	<u>\$ 38,454</u>	<u>\$ 21,794</u>
<b>NET INCOME PER WEIGHTED AVERAGE SHARE ATTRIBUTABLE TO ATLANTIC TELE-NETWORK, INC. STOCKHOLDERS:</b>			
Basic . . . . .	<u>\$ 2.33</u>	<u>\$ 2.51</u>	<u>\$ 1.42</u>
Diluted . . . . .	<u>\$ 2.32</u>	<u>\$ 2.48</u>	<u>\$ 1.41</u>
<b>WEIGHTED AVERAGE COMMON SHARES OUTSTANDING:</b>			
Basic . . . . .	<u>15,234</u>	<u>15,323</u>	<u>15,396</u>
Diluted . . . . .	<u>15,377</u>	<u>15,483</u>	<u>15,495</u>
<b>DIVIDENDS PER SHARE APPLICABLE TO COMMON STOCK . . . . .</b>	<u>\$ 0.76</u>	<u>\$ 0.84</u>	<u>\$ 0.90</u>

The accompanying notes are an integral part of these consolidated financial statements.

**ATLANTIC TELE-NETWORK, INC. AND SUBSIDIARIES**  
**CONSOLIDATED STATEMENTS OF EQUITY**  
**For the Years Ended December 31, 2009, 2010, and 2011**  
**(In Thousands, Except Share Data)**

	Common Stock	Treasury Stock, at cost	Additional Paid In Capital	Retained Earnings	Accumulated Other Comprehensive Income/(Loss)	Total ATNI Stockholders' Equity	Non-Controlling Interests	Total Equity
Balance, December 31, 2008 . . . . .	157	(4,560)	107,312	132,866	(6,902)	228,873	32,787	261,660
Reissuance of 791 shares of common stock from treasury under Directors' Remuneration Plan . . . . .	—	7	(7)	—	—	—	—	—
Issuance of 4,375 shares of common stock upon exercise of stock options . . . . .	1	—	73	—	—	74	—	74
Purchase of 2,981 shares of common stock . . . . .	—	(134)	—	—	—	(134)	—	(134)
Acquisition of additional interests in majority owned subsidiary . . . . .	—	—	(22)	—	—	(22)	—	(22)
Stock-based compensation . . . . .	—	—	1,364	—	—	1,364	—	1,364
Dividends on common stock . . . . .	—	—	—	(11,578)	—	(11,578)	(8,098)	(19,676)
Non-controlling interest in entity acquired . . . . .	—	—	—	—	—	—	(2)	(2)
Investments made by minority shareholders . . . . .	—	—	—	—	—	—	956	956
<i>Comprehensive income:</i>								
Net income . . . . .	—	—	—	35,539	—	35,539	1,044	36,583
Other comprehensive income, net of tax of \$1,058 . . . . .	—	—	—	—	1,630	1,630	—	1,630
Total comprehensive income . . . . .	—	—	—	—	—	37,169	1,044	38,213
Balance, December 31, 2009 . . . . .	158	(4,687)	108,720	156,827	(5,272)	255,746	26,687	282,433
Reissuance of 790 shares of common stock from treasury under Directors' Remuneration Plan . . . . .	—	7	(7)	—	—	—	—	—
Issuance of 85,500 shares of common stock upon exercise of stock options . . . . .	1	—	1,651	—	—	1,652	—	1,652
Purchase of 1,331 shares of common stock . . . . .	—	(44)	—	—	—	(44)	—	(44)
Stock-based compensation . . . . .	—	—	2,043	—	—	2,043	—	2,043
Dividends on common stock . . . . .	—	—	—	(12,891)	—	(12,891)	(1,870)	(14,761)
Tax benefit from stock options exercised . . . . .	—	—	595	—	—	595	—	595
Non-controlling interest in equity acquired . . . . .	—	—	—	—	—	—	17,947	17,947
Investments made by minority shareholders . . . . .	—	—	—	—	—	—	3,376	3,376
<i>Comprehensive income:</i>								
Net income (loss) . . . . .	—	—	—	38,454	—	38,454	(872)	37,582
Other comprehensive income, net of tax of \$1,236 . . . . .	—	—	—	—	(1,787)	(1,787)	—	(1,787)
Total comprehensive income . . . . .	—	—	—	—	—	36,667	(872)	35,795
Balance, December 31, 2010 . . . . .	159	(4,724)	113,002	182,390	(7,059)	283,768	45,268	329,036
Issuance of 51,602 shares of common stock upon exercise of stock options . . . . .	1	—	1,174	—	—	1,175	—	1,175
Purchase of 5,470 shares of common stock . . . . .	—	(218)	—	—	—	(218)	—	(218)
Stock-based compensation . . . . .	—	—	3,249	—	—	3,249	—	3,249
Dividends on common stock . . . . .	—	—	—	(13,857)	—	(13,857)	(2,813)	(16,670)
Non-controlling interest in equity acquired, net of tax of \$2,280 . . . . .	—	—	1,195	—	—	1,195	11,923	13,118
Investments made by minority shareholders . . . . .	—	—	—	—	—	—	3,783	3,783
<i>Comprehensive income:</i>								
Net income (loss) . . . . .	—	—	—	21,794	—	21,794	103	21,897
Other comprehensive income, net of tax of \$1,327 . . . . .	—	—	—	—	(2,840)	(2,840)	—	(2,840)
Total comprehensive income . . . . .	—	—	—	—	—	18,954	103	19,057
Balance, December 31, 2011 . . . . .	\$160	\$(4,942)	\$118,620	\$190,327	\$(9,899)	\$294,266	\$58,264	\$352,530

The accompanying notes are an integral part of these consolidated financial statements.

**ATLANTIC TELE-NETWORK, INC. AND SUBSIDIARIES**  
**CONSOLIDATED STATEMENTS OF CASH FLOWS**  
**For the Years Ended December 31, 2009, 2010 and 2011**  
**(In Thousands)**

	<u>December 31,</u>		
	<u>2009</u>	<u>2010</u>	<u>2011</u>
Cash flows from operating activities:			
Net income . . . . .	\$ 36,583	\$ 37,582	\$ 21,897
Adjustments to reconcile net income to net cash flows provided by operating activities:			
Bargain purchase gain, net of tax . . . . .	—	(27,024)	—
Depreciation and amortization . . . . .	38,889	76,736	104,100
Provision for doubtful accounts . . . . .	1,402	17,261	14,822
Amortization of debt discount and debt issuance costs . . . . .	503	1,428	1,962
Stock-based compensation . . . . .	1,364	2,043	3,249
Deferred income taxes . . . . .	1,620	(348)	27,580
Equity in earnings of unconsolidated affiliates . . . . .	—	(743)	(3,029)
Gain on disposition of long-lived assets . . . . .	—	—	(2,397)
Impairment of goodwill . . . . .	—	—	2,425
Changes in operating assets and liabilities, excluding the effects of acquisitions:			
Accounts receivable, net . . . . .	(1,454)	(15,555)	(23,202)
Materials and supplies, prepayments, and other current assets . . . . .	(791)	(26,281)	11,089
Prepaid income taxes . . . . .	10,708	—	(1,922)
Accounts payable and accrued liabilities . . . . .	5,606	52,261	(11,024)
Accrued taxes . . . . .	(92)	(3,461)	(10,323)
Other . . . . .	(1,712)	(11,098)	(2,624)
Net cash provided by operating activities . . . . .	<u>92,626</u>	<u>102,801</u>	<u>132,603</u>
Cash flows from investing activities:			
Capital expenditures . . . . .	(59,719)	(135,688)	(101,401)
Acquisitions of businesses . . . . .	(24)	(225,551)	—
Acquisitions of assets . . . . .	(25)	(57)	—
Cash acquired in business combinations . . . . .	—	53	4,087
Proceeds from disposition of long-lived assets . . . . .	—	—	1,200
Decrease/(increase) in restricted cash . . . . .	(5,248)	4,782	467
Sale/purchase of short term investments . . . . .	2,956	—	—
Net cash used in investing activities . . . . .	<u>(62,060)</u>	<u>(356,461)</u>	<u>(95,647)</u>
Cash flows from financing activities:			
Dividends paid on common stock . . . . .	(11,301)	(12,569)	(13,703)
Distribution to minority stockholders . . . . .	(8,098)	(1,870)	(2,814)
Payment of debt issuance costs . . . . .	(150)	(4,321)	(1,037)
Proceeds from stock option exercises . . . . .	74	1,652	1,175
Principal repayments of term loan . . . . .	(750)	(49,568)	(13,450)
Principal repayments of revolver loan . . . . .	—	—	(132,911)
Purchase of common stock . . . . .	(134)	(44)	(218)
Investments made by minority shareholders in consolidated affiliates . . . . .	375	3,463	784
Proceeds from borrowings under term loan, . . . . .	—	200,000	—
Proceeds from borrowings under revolver loan, . . . . .	—	64,000	137,069
Repurchase of non-controlling interests . . . . .	—	—	(446)
Net cash provided by (used in) financing activities . . . . .	<u>(19,984)</u>	<u>200,743</u>	<u>(25,551)</u>
Net change in cash and cash equivalents . . . . .	10,582	(52,917)	11,405
Cash and cash equivalents, beginning of year . . . . .	79,665	90,247	37,330
Cash and cash equivalents, end of year . . . . .	<u>\$ 90,247</u>	<u>\$ 37,330</u>	<u>\$ 48,735</u>
Supplemental cash flow information:			
Interest paid . . . . .	<u>\$ 3,814</u>	<u>\$ 11,518</u>	<u>\$ 18,173</u>
Taxes paid . . . . .	<u>\$ 27,026</u>	<u>\$ 24,974</u>	<u>\$ 3,902</u>

The accompanying notes are an integral part of these consolidated financial statements.

**ATLANTIC TELE-NETWORK, INC. AND SUBSIDIARIES**  
**NOTES TO CONSOLIDATED FINANCIAL STATEMENTS**

**1. ORGANIZATION AND BUSINESS OPERATIONS**

The Company provides wireless and wireline telecommunications services in North America, Bermuda and the Caribbean. Through its operating subsidiaries, the Company offers the following principal services:

- **Wireless.** In the United States, the Company offers wireless voice and data services to retail customers under the “Alltel” name in rural markets located principally in the Southeast and Midwest. Additionally, the Company offers wholesale wireless voice and data roaming services to national, regional and local wireless carriers and selected international wireless carriers in rural markets located principally in the Southwest and Midwest United States. The Company also offers wireless voice and data services to retail customers in Bermuda under the “CellOne” name, in Guyana under the “Cellink” name, and in other smaller markets in the Caribbean and the United States.
- **Wireline.** The Company’s local telephone and data services include its operations in Guyana and the mainland United States. The Company is the exclusive licensed provider of domestic wireline local and long distance telephone services in Guyana and international voice and data communications into and out of Guyana. The Company also offers facilities-based integrated voice and data communications services to enterprise and residential customers in New England, primarily in Vermont, and wholesale transport services in New York State.

In the second quarter of 2010, the Company completed the acquisition of its U.S. retail wireless business, which provides wireless voice and data services in rural markets of the United States under the “Alltel” brand name (the “Alltel Acquisition”) and, in the third quarter of 2011, completed the migration of the Alltel assets to the Company’s own information technology systems, telecommunications networks and platforms. Since 2005, revenue from U.S. operations has significantly grown as a percentage of consolidated revenue and as a result of the Alltel Acquisition, a substantial majority of the Company’s consolidated revenue is now generated in the United States, mainly through mobile wireless operations. For more information about the Alltel Acquisition, see Note 3.

In the second quarter of 2011, the Company continued its expansion by completing the merger of its Bermuda operations with M3 Wireless, Ltd., a leading retail wireless provider in Bermuda. For more information on the merger in Bermuda, see Note 3. The Company actively evaluates additional investment and acquisition opportunities in the United States and the Caribbean that meet the Company’s return-on-investment and other acquisition criteria.

**ATLANTIC TELE-NETWORK, INC. AND SUBSIDIARIES**  
**NOTES TO CONSOLIDATED FINANCIAL STATEMENTS (Continued)**

**1. ORGANIZATION AND BUSINESS OPERATIONS (Continued)**

The following chart summarizes the operating activities of the Company's principal subsidiaries, the segments in which the Company reports its revenue and the markets it served as of December 31, 2011:

<u>Services</u>	<u>Segment</u>	<u>Markets</u>	<u>Tradenames</u>
<b>Wireless</b>	U.S. Wireless	United States (rural markets)	Alltel, Choice
	Island Wireless	Aruba, Bermuda, Turks and Caicos, U.S. Virgin Islands	Mio, CellOne, Islandcom, Choice
	International Integrated Telephony	Guyana	Cellink
<b>Wireline</b>	International Integrated Telephony	Guyana	GT&T, Emagine
	U.S. Wireline	United States (New England and New York State)	Sovernet, ION

The Company provides management, technical, financial, regulatory, and marketing services to its subsidiaries and typically receives a management fee equal to a percentage of their respective revenue. Management fees from consolidated subsidiaries are eliminated in consolidation. For information about the Company's business segments and geographical information about its revenue, operating income and long-lived assets, see Note 14.

**2. SUMMARY OF SIGNIFICANT ACCOUNTING POLICIES**

*Basis of Presentation*

The consolidated financial statements include the accounts of the Company, its majority-owned subsidiaries and certain entities, which are consolidated in accordance with the provisions of the Financial Accounting Standards Board ("FASB") authoritative guidance on the consolidation of variable interest entities since it is determined that the Company is the primary beneficiary of these entities.

Certain reclassifications have been made to the 2009 and 2010 financial statements in order to conform to the 2011 presentation.

*Use of Estimates*

The preparation of financial statements in conformity with accounting principles generally accepted in the United States requires management to make estimates and assumptions that affect the reported amounts of assets and liabilities and disclosure of contingent assets and liabilities at the dates of the financial statements and the reported amounts of revenue and expenses during the reporting periods. The most significant estimates relate to the allowance for doubtful accounts, useful lives of the Company's fixed and finite-lived intangible assets, allocation of purchase price to assets acquired and liabilities assumed in purchase business combinations, fair value of indefinite-lived intangible assets, goodwill and income taxes. Actual results could differ significantly from those estimates.

**ATLANTIC TELE-NETWORK, INC. AND SUBSIDIARIES**  
**NOTES TO CONSOLIDATED FINANCIAL STATEMENTS (Continued)**

**2. SUMMARY OF SIGNIFICANT ACCOUNTING POLICIES (Continued)**

*Cash and Cash Equivalents*

The Company considers all investments with an original maturity of three months or less at date of purchase to be cash equivalents. The Company places its cash and temporary investments with banks and other institutions that it believes have a high credit quality. At December 31, 2011, the Company had deposits with banks in excess of FDIC insured limits and \$12.4 million of its cash is on deposit with non-insured institutions such as corporate money market issuers and cash held in Guyana banks. The Company's cash and cash equivalents are not subject to any restrictions. As of December 31, 2010 and 2011, the Company held \$5.5 million and \$10.5 million, respectively, of its cash in Guyanese dollars. While there are risks associated with the conversion of Guyana dollars to U.S. dollars due to limited liquidity in the Guyana foreign currency markets, to date it has not prevented the Company from converting Guyana dollars into U.S. dollars within a given three month period or from converting at a price that reasonably approximates the reported exchange rate.

*Allowance for Doubtful Accounts*

The Company maintains an allowance for doubtful accounts for the estimated probable losses on uncollectible accounts receivable. The allowance is based upon the creditworthiness of customers, historical experience, the age of the receivable and current market and economic conditions. Uncollectible amounts are charged against the allowance account.

*Materials and Supplies*

Materials and supplies primarily include handsets, customer premise equipment, cables and poles and are recorded at the lower of cost or market cost being determined on the basis of specific identification and market determined using replacement cost.

*Fixed Assets*

The Company's fixed assets are recorded at cost and depreciated using the straight-line method generally between 3 and 39 years. Expenditures for major renewals and betterments that extend the useful lives of fixed assets are capitalized. Repairs and replacements of minor items of property are charged to maintenance expense as incurred. The cost of fixed assets in service and under construction includes an allocation of indirect costs applicable to construction.

The fair value of a liability for an asset retirement obligation is recorded in the period in which it is incurred if a reasonable estimate of fair value can be made. In periods subsequent to initial measurement, period-to-period changes in the liability for an asset retirement obligation resulting from the passage of time and revisions to either the timing or the amount of the original estimate of undiscounted cash flows are recognized. The increase in the carrying value of the associated long-lived asset is depreciated over the corresponding estimated economic life. The consolidated balance sheets include accruals of \$2.2 million and \$2.4 million as of December 31, 2010 and 2011, respectively, for estimated costs associated with asset retirement obligations.

In accordance with the authoritative guidance for the accounting for the impairment or disposal of long-lived assets, the Company evaluates the carrying value of long-lived assets, including property and equipment, in relation to the operating performance and future undiscounted cash flows of the underlying business whenever events or changes in circumstances indicate that the carrying amount of



**ATLANTIC TELE-NETWORK, INC. AND SUBSIDIARIES**  
**NOTES TO CONSOLIDATED FINANCIAL STATEMENTS (Continued)**

**2. SUMMARY OF SIGNIFICANT ACCOUNTING POLICIES (Continued)**

an asset may not be recoverable. An impairment loss exists when estimated undiscounted cash flows attributable to an asset are less than its carrying amount. If an asset is deemed to be impaired, the amount of the impairment loss recognized represents the excess of the asset's carrying value as compared to its estimated fair value, based on management's assumptions and projections.

Management's estimate of the future cash flows attributable to its long-lived assets and the fair value of its businesses involve significant uncertainty. Those estimates are based on management's assumptions of future results, growth trends and industry conditions. If those estimates are not met, the Company could have additional impairment charges in the future, and the amounts may be material.

The Company determined that there was no impairment of its fixed assets in any of the three years in the period ended December 31, 2011.

***Goodwill and Indefinite Lived Intangible Assets***

Goodwill is the amount by which the cost of acquired net assets exceeded the fair value of those net assets on the date of acquisition. The Company allocates goodwill to reporting units at the time of acquisition and bases that allocation on which reporting units will benefit from the acquired assets and liabilities. Reporting units are defined as operating segments or one level below an operating segment, referred to as a component. The Company has determined that its reporting units are components of its multiple operating segments. The Company assesses goodwill for impairment on an annual basis in the fourth quarter or more frequently when events and circumstances occur indicating that the recorded goodwill may be impaired. If the book value of a reporting unit exceeds its fair value, the implied fair value of goodwill is compared with the carrying amount of goodwill. If the carrying amount of goodwill exceeds the implied fair value, an impairment loss is recorded equal to that excess.

Telecommunications licenses are not amortized and are carried at their historical costs. The Company believes that telecommunications licenses have an indefinite life based on the historical ability to renew such licenses, that such renewals may be obtained indefinitely and at little cost, and that the related technology used is not expected to be replaced in the foreseeable future. The Company has elected to perform its annual testing of its telecommunications licenses in the fourth quarter of each fiscal year, or more often if events or circumstances indicate that there may be impairment. The Company performed its test of the fair values of the telecommunications licenses using a discounted cash flow model (the Greenfield Approach), which assumes a company initially owns only the telecommunications licenses, and then makes investments required to build an operation comparable to the one that currently utilizes the licenses. If the value of these assets were impaired by some factor, such as an adverse change in the subsidiary's operating market, the Company may be required to record an impairment charge. The impairment test consists of a comparison of the fair value of telecommunications licenses with their carrying amount on a license by license basis.

As of December 31, 2010, the Company performed its annual impairment assessment of its goodwill and indefinite-lived intangible assets (telecommunications licenses) and determined that no impairment charges were required, as the fair value of each reporting unit and telecommunications license exceeded its book value. The Company performed its annual impairment test as of December 31, 2011 and determined that \$2.4 million of its goodwill was impaired. See Note 6 for further details.

**ATLANTIC TELE-NETWORK, INC. AND SUBSIDIARIES**  
**NOTES TO CONSOLIDATED FINANCIAL STATEMENTS (Continued)**

**2. SUMMARY OF SIGNIFICANT ACCOUNTING POLICIES (Continued)**

*Intangible Assets*

Intangible assets resulting from the acquisitions of entities accounted for using the purchase method of accounting are estimated by management based on the fair value of assets acquired. These include acquired customer relationships and trade names.

The Alltel trade name licenses are amortized on a straight line basis over 28 years, which is considered the life of the license contract.

Customer relationships are amortized over their estimated lives of up to 13 years, which are based on the pattern in which economic benefit of the customer relationship is estimated to be realized.

*Interest Rate Derivatives*

As required by the authoritative guidance on accounting for derivative instruments and hedging activities, the Company records all derivatives on the balance sheet at fair value. The accounting for changes in the fair value of derivatives depends on the intended use of the derivative, whether the Company has elected to designate a derivative in a hedging relationship and apply hedge accounting and whether the hedging relationship has satisfied the criteria necessary to apply hedge accounting. Derivatives designated and qualifying as a hedge of the exposure to changes in the fair value of an asset, liability, or firm commitment attributable to a particular risk, such as interest rate risk, are considered fair value hedges. The Company may enter into derivative contracts that are intended to economically hedge certain of its risk, even though hedge accounting does not apply or the Company elects not to apply hedge accounting.

*Risk Management Objective of Using Derivatives*

The Company is exposed to certain risks arising from both its business operations and economic conditions. The Company principally manages its exposures to a wide variety of business and operational risks through management of its core business activities. The Company manages economic risks related to interest rates primarily by managing the amount, sources, and duration of its debt funding and the use of derivative financial instruments. Specifically, the Company entered into derivative financial instruments to manage exposures that arise from business activities that result in the payment of future known and uncertain cash amounts, the value of which are determined by interest rates. The Company's derivative financial instruments are used to manage differences in the amount, timing, and duration of its known or expected cash payments principally related to the Company's borrowings.

*Non-Controlling Interests*

The non-controlling interests in the accompanying consolidated balance sheets reflect the original investments by the minority stockholders in GT&T, Alltel's consolidated subsidiaries, Commnet's consolidated subsidiaries, Islandcom and Sovernet and its consolidated subsidiaries, along with their proportional share of the earnings or losses, net of any distributions. As described in Note 3, the Company reduced its ownership interest in its Bermuda wireless operations to a 42% controlling interest upon the completion of the merger with M3 Wireless, Ltd. in May 2011. The non-controlling interests in the accompanying consolidated balance sheet relating to the Company's Bermuda

**ATLANTIC TELE-NETWORK, INC. AND SUBSIDIARIES**  
**NOTES TO CONSOLIDATED FINANCIAL STATEMENTS (Continued)**

**2. SUMMARY OF SIGNIFICANT ACCOUNTING POLICIES (Continued)**

operations include the original investments of the remaining 58% ownership interests along with their proportional share of the earnings or losses, net of any distributions.

Effective January 1, 2009, the Company adopted new authoritative guidance for non-controlling interests in our consolidated financial statements. The guidance requires that (a) the ownership interest in subsidiaries be clearly identified, labeled and presented in the consolidated statement of financial position within equity, but separate from the parent's equity, (b) the amount of consolidated net income attributable to the parent and to the non-controlling interests be clearly identified and presented on the face of the consolidated income statement, and (c) changes in a parent's ownership interest while the parent retains its controlling financial interest in its subsidiary be accounted for consistently within equity. A parent's ownership interest in a subsidiary changes if the parent purchases additional ownership interests in its subsidiary, the parent sells some of its ownership interest or the subsidiary issues additional ownership interests. Upon adoption of the guidance, previously reported financial statements were revised, and we reclassified the previously reported non-controlling interests to a component of equity. Previously reported minority interest was renamed net income attributable to the non-controlling interests.

***Comprehensive Income***

For the three years ending December 31, 2011, comprehensive income included net income for each year and the following other items (in thousands):

	<b>Projected Pension Benefit Obligation</b>	<b>Interest Rate Swap Agreements</b>	<b>Translation Adjustment</b>	<b>Accumulated Other Comprehensive Loss</b>
Balance at December 31, 2008 . . . . .	\$(2,090)	\$(4,812)	\$ —	\$(6,902)
Adjustment . . . . .	(235)	2,923	—	2,688
Tax effect . . . . .	111	(1,169)	—	(1,058)
Balance at December 31, 2009 . . . . .	(2,214)	(3,058)	—	(5,272)
Adjustment . . . . .	(426)	(2,590)	(7)	(3,023)
Tax effect . . . . .	200	1,036	—	1,236
Balance at December 31, 2010 . . . . .	(2,440)	(4,612)	(7)	(7,059)
Adjustment . . . . .	(517)	(3,637)	(13)	(4,167)
Tax effect . . . . .	243	1,084	—	1,327
Balance at December 31, 2011 . . . . .	<u>\$(2,714)</u>	<u>\$(7,165)</u>	<u>\$(20)</u>	<u>\$(9,899)</u>

***Revenue Recognition***

Service revenues are primarily derived from providing access to and usage of the Company's networks and facilities. Access revenues from postpaid customers are generally billed one month in advance and are recognized over the period that the corresponding service is rendered to customers. Revenues derived from usage of the Company's networks, including airtime, roaming, long distance and Universal Service Fund revenues, are recognized when the services are provided and are included in unbilled revenues until billed to the customer. Prepaid airtime sold to customers is recorded as deferred revenue prior to the commencement of services and is recognized when the airtime is used or

**ATLANTIC TELE-NETWORK, INC. AND SUBSIDIARIES**  
**NOTES TO CONSOLIDATED FINANCIAL STATEMENTS (Continued)**

**2. SUMMARY OF SIGNIFICANT ACCOUNTING POLICIES (Continued)**

expires. The Company offers enhanced services including caller identification, call waiting, call forwarding, three-way calling, voice mail, and text and picture messaging, as well as downloadable wireless data applications, including ringtones, music, games, and other informational content. Generally, these enhanced features generate additional service revenues through monthly subscription fees or increased usage through utilization of the features. Other optional services such as roadside assistance and other equipment protection plans may also be provided for a monthly fee and are either sold separately or bundled and included in packaged rate plans. Revenues from enhanced features and optional services are recognized when earned. Access and usage-based services are billed throughout the month based on the bill cycle assigned to a particular customer. As a result of billing cycle cut-off times, management must estimate service revenues earned but not yet billed at the end of each reporting period.

Sales of communications products including wireless handsets and accessories represent a separate earnings process and are recognized when the products are delivered to and accepted by customers. The Company accounts for transactions involving both the activation of service and the sale of equipment in accordance with the authoritative guidance for the accounting for revenue arrangements with multiple deliverables. Fees assessed to communications customers to activate service are not a separate unit of accounting and are allocated to the delivered item (equipment) and recognized as product sales to the extent that the aggregate proceeds received from the customer for the equipment and activation fee do not exceed the relative fair value of the equipment. Any activation fee not allocated to the equipment is deferred upon activation and recognized as service revenue on a straight-line basis over the expected life of the customer-relationship.

Wholesale revenues are those revenues generated from providing voice or data services to the customers of other wireless carriers principally through "roaming" agreements, and the revenue is recognized over the period that the service is rendered to customers.

Sales and use and state excise taxes collected from customers that are remitted to the governmental authorities are reported on a net basis and excluded from the revenues and sales.

***Income Taxes***

The Company's provision for income taxes is comprised of a current and deferred portion. The current income tax provision is calculated as the estimated taxes payable or refundable on tax returns for the current year. The deferred income tax provision is calculated for the estimated future tax effects attributable to temporary differences and carryforwards using expected tax rates in effect in the years during which the differences are expected to reverse.

The Company does not provide for United States income taxes on earnings of foreign subsidiaries as such earnings are considered to be indefinitely reinvested.

The Company previously had significant deferred tax assets, resulting from tax credit carryforwards and deductible temporary differences. As part of its acquisition of assets from Alltel and the associated levels of future debt and interest service, the Company re-examined its projected mix of foreign source and U.S.-source earnings and concluded it is more likely than not that it will not generate enough foreign source income to utilize its existing foreign tax credits prior to their expiration date. As a result, the Company has placed a full valuation allowance against those credits during 2010.

**ATLANTIC TELE-NETWORK, INC. AND SUBSIDIARIES**  
**NOTES TO CONSOLIDATED FINANCIAL STATEMENTS (Continued)**

**2. SUMMARY OF SIGNIFICANT ACCOUNTING POLICIES (Continued)**

The Company's estimate of the value of its tax reserves contains assumptions based on past experiences and judgments about the interpretation of statutes, rules and regulations by taxing jurisdictions. It is possible that the ultimate resolution of these matters may be greater or less than the amount that the Company estimated. If payment of these amounts proves to be unnecessary, the reversal of the liabilities would result in tax benefits being recognized in the period in which it is determined that the liabilities are no longer necessary. If the estimate of tax liabilities proves to be less than the ultimate assessment, a further charge to expense would result.

The Company evaluated its uncertain tax positions relating to its various tax matters and rulings in Guyana and has reserved the estimated settlement amounts of such matters. As noted in Note 10, due to various arrangements and relationships in place with the government of Guyana, there is no expectation that interest and penalties will be assessed upon reaching final settlement of the matters. There is no expected settlement date and upon settlement, which might not occur in the near future, the payment may vary significantly from the amounts currently recorded. The Company will continue to update amounts recorded as new developments arise.

***Credit Concentrations and Significant Customers***

The Company has been historically dependent on a limited amount of customers for its wholesale roaming business. The following table indicates the percentage of revenues generated from a single customer that exceeds 10% of the Company's consolidated revenue in any of the past three years:

<u>Customer</u>	<u>2009</u>	<u>2010</u>	<u>2011</u>
AT&T .....	17%	10%	8%
T-Mobile .....	11%	4%	3%
Verizon .....	8%	15%	15%

No other customer accounted for more than 10% of consolidated revenue in any of the past three years.

The following table indicates the percentage of accounts receivable, from customers that exceed 10% of the Company's consolidated accounts receivable, net of allowances, as of December 31, 2010 and 2011:

<u>Customer</u>	<u>2010</u>	<u>2011</u>
AT&T .....	21%	15%
Verizon .....	21%	12%

***Foreign Currency Gains and Losses***

With regard to Guyana operations, for which the U.S. dollar is the functional currency, foreign currency transaction gains and losses are included in determining net income. At each balance sheet date, balances denominated in foreign currencies are adjusted to reflect the current exchange rate. For all three years presented, the value of the Guyana dollar remained constant at approximately G\$205 to one U.S. dollar and so no foreign currency gains or losses have been recorded.

**ATLANTIC TELE-NETWORK, INC. AND SUBSIDIARIES**  
**NOTES TO CONSOLIDATED FINANCIAL STATEMENTS (Continued)**

**2. SUMMARY OF SIGNIFICANT ACCOUNTING POLICIES (Continued)**

*Fair Value of Financial Instruments*

In accordance with the provisions of fair value accounting, a fair value measurement assumes that a transaction to sell an asset or transfer a liability occurs in the principal market for the asset or liability or, in the absence of a principal market, the most advantageous market for the asset or liability and defines fair value based upon an exit price model.

The fair value measurement guidance establishes a fair value hierarchy which requires an entity to maximize the use of observable inputs and minimize the use of unobservable inputs when measuring fair value. The guidance describes three levels of inputs that may be used to measure fair value:

- Level 1    Quoted prices in active markets for identical assets or liabilities as of the reporting date. Active markets are those in which transactions for the asset and liability occur in sufficient frequency and volume to provide pricing information on an ongoing basis. Level 1 assets and liabilities include money market funds, debt and equity securities and derivative contracts that are traded in an active exchange market.
  
- Level 2    Observable inputs other than Level 1 prices, such as quoted prices for similar assets or liabilities; quoted prices in markets that are not active; or other inputs that are observable or can be corroborated by observable market data for substantially the full term of the assets or liabilities. Level 2 assets and liabilities include debt securities with quoted prices that are traded less frequently than exchange-traded instruments and derivative contracts whose value is determined using a pricing model with inputs that are observable in the market or can be derived principally from or corroborated by observable market data.  
  
This category generally includes corporate obligations and non-exchange traded derivative contracts.
  
- Level 3    Unobservable inputs that are supported by little or no market activity and that are significant to the fair value of the assets or liabilities. Level 3 assets and liabilities include financial instruments whose value is determined using pricing models, discounted cash flow methodologies, or similar techniques, as well as instruments for which the determination of fair value requires significant management judgment or estimation.

Assets and liabilities of the Company measured at fair value on a recurring basis as of December 31, 2010 and 2011 are summarized as follows:

<u>Description</u>	<u>December 31, 2010</u>		
	<u>Quoted Prices in Active Markets (Level 1)</u>	<u>Significant Other Observable Inputs (Level 2)</u>	<u>Total</u>
Certificates of deposit . . . . .	\$3,360	\$ —	\$ 3,360
Money market funds . . . . .	5,962	—	5,962
<b>Total assets measured at fair value</b>	<u>\$9,322</u>	<u>\$ —</u>	<u>\$ 9,322</u>
Interest rate derivative (Note 8) .	<u>\$ —</u>	<u>\$ 7,687</u>	<u>\$ 7,687</u>
<b>Total liabilities measured at fair value . . . . .</b>	<u>\$ —</u>	<u>\$ 7,687</u>	<u>\$ 7,687</u>

**ATLANTIC TELE-NETWORK, INC. AND SUBSIDIARIES**  
**NOTES TO CONSOLIDATED FINANCIAL STATEMENTS (Continued)**

**2. SUMMARY OF SIGNIFICANT ACCOUNTING POLICIES (Continued)**

<u>Description</u>	December 31, 2011		
	<u>Quoted Prices in Active Markets (Level 1)</u>	<u>Significant Other Observable Inputs (Level 2)</u>	<u>Total</u>
Certificates of deposit . . . . .	\$3,366	\$ —	\$ 3,366
Money market funds . . . . .	3,847	—	3,847
<b>Total assets measured at fair value</b>	<u>\$7,213</u>	<u>\$ —</u>	<u>\$ 7,213</u>
Interest rate derivative (Note 8) .	\$ —	\$11,337	\$11,337
<b>Total liabilities measured at fair value . . . . .</b>	<u>\$ —</u>	<u>\$11,337</u>	<u>\$11,337</u>

***Money Market Funds and Certificates of Deposit***

As of December 31, 2010 and 2011, this asset class consisted of time deposits at financial institutions denominated in US dollars and a money market portfolio that comprises Federal government and U.S. Treasury securities. The asset class is classified within Level 1 of the fair value hierarchy because its underlying investments are valued using quoted market prices in active markets for identical assets.

***Derivatives***

The Company is exposed to certain risks arising from both its business operations and economic conditions. When deemed appropriate, the Company manages economic risks related to interest rates primarily by managing the amount, sources, and duration of its debt funding and the use of derivative financial instruments. Specifically, the Company entered into derivative financial instruments to manage exposures that arise from business activities that result in the payment of future known and uncertain cash amounts, the value of which are determined by interest rates. The Company's derivative financial instruments are used to manage differences in the amount, timing, and duration of its known or expected cash payments principally related to the Company's borrowings. The principal market in which the Company executes its foreign currency contracts is the institutional market in an over-the-counter environment with a relatively high level of price transparency. The market participants usually are large commercial banks. The forward foreign currency exchange contracts are valued using broker quotations, or market transactions and are classified within Level 2 of the fair value hierarchy.

***Net Income Per Share***

Basic net income per share is computed by dividing net income attributable to the Company's stockholders by the weighted-average number of common shares outstanding during the period and does not include any other potentially dilutive securities. Diluted net income per share gives effect to all potentially dilutive securities using the treasury stock method.

**ATLANTIC TELE-NETWORK, INC. AND SUBSIDIARIES**  
**NOTES TO CONSOLIDATED FINANCIAL STATEMENTS (Continued)**

**2. SUMMARY OF SIGNIFICANT ACCOUNTING POLICIES (Continued)**

The reconciliation from basic to diluted weighted average common shares outstanding is as follows (in thousands):

	For the Year Ending December 31,		
	2009	2010	2011
Basic weighted-average common shares outstanding . . . . .	15,234	15,323	15,396
Stock options . . . . .	103	160	99
Diluted weighted-average common shares outstanding . . . . .	15,337	15,483	15,495

The following notes the number of potential common shares not included in the above calculation because the effects of such were anti-dilutive (in thousands of shares):

	For the Year Ending December 31,		
	2009	2010	2011
Stock options . . . . .	75	126	274
Total . . . . .	75	126	274

**Stock-Based Compensation**

The Company applies the fair value recognition provisions of the authoritative guidance for the accounting for stock based compensation and is expensing the fair value of grants of options to purchase common stock over their vesting period of four years. The Company issued 34,500 options in 2009; 172,500 options during 2010 and 146,500 options in 2011. Relating to grants of options, the Company recognized \$842,000, \$1,145,000 and \$1,579,000 of non-cash share-based compensation expense during 2009, 2010 and 2011, respectively. See Note 9 for assumptions used to calculate the fair value of the options granted.

The Company has also issued 2,950 restricted shares of common stock in 2009; 64,477 restricted shares of common stock during 2010 and 21,925 shares of restricted stock in 2011. These shares are being charged to income based upon their fair values over their vesting period of four years. Non-cash equity-based compensation expense, related to the vesting of restricted shares issued, was \$395,000, \$887,000 and \$1,391,000 in 2009, 2010 and 2011, respectively.

**Recent Accounting Pronouncements**

In June 2011, the Financial Accounting Standards Board (FASB) issued a new accounting standard that eliminates the option to present other comprehensive income (OCI) in the statement of stockholders' equity and instead requires net income, the components of OCI, and total comprehensive income to be presented in either one continuous statement or in two separate, but consecutive, statements. The standard also requires that items reclassified from OCI to net income be presented on the face of the financial statements. However, in December 2011, the FASB finalized a proposal to defer the requirement to present reclassifications from OCI to net income on the face of the financial statements and require that reclassification adjustments be disclosed in the notes to the financial



**ATLANTIC TELE-NETWORK, INC. AND SUBSIDIARIES**  
**NOTES TO CONSOLIDATED FINANCIAL STATEMENTS (Continued)**

**2. SUMMARY OF SIGNIFICANT ACCOUNTING POLICIES (Continued)**

statements, consistent with the existing disclosure requirements. The deferral does not change the requirement to present net income, components of OCI, and total comprehensive income in either one continuous statement or two separate but consecutive statements. This guidance is effective for the periods beginning after December 15, 2011 and early application is permitted. The Company will adopt the provision of this standard retrospectively in the first quarter of 2012. The adoption of this standard is not expected to have a material impact on our financial position, results of operations or liquidity.

In May 2011, the FASB issued amended guidance that clarifies the application of existing fair value measurement and increases certain related disclosure requirements about measuring fair value. This guidance is effective for the periods beginning after December 15, 2011 and early application is prohibited. The adoption of this standard is not expected to have a material impact on our financial position, results of operations or liquidity.

In September 2011, the FASB issued amended guidance on goodwill impairment testing that provides companies with the option to make an initial qualitative evaluation, based on the entity's events and circumstances, to determine the likelihood of goodwill impairment. This guidance is effective for annual and interim goodwill impairment tests performed for fiscal years beginning after December 15, 2011, with early application permitted. We early adopted this standard in the fourth quarter of 2011. The adoption of this standard did not have a material impact on our financial position, results of operations or liquidity.

Other new pronouncements issued but not effective until after December 31, 2011, are not expected to have a material impact on our financial position, results of operations or liquidity.

**3. ACQUISITIONS**

*Alltel Wireless*

On April 26, 2010, the Company completed its acquisition of wireless assets (the "Alltel Acquisition") from Cellco Partnership d/b/a Verizon Wireless ("Verizon"). Pursuant to the Purchase Agreement, Verizon contributed certain licenses, network assets, tower and other leases and other assets and certain related liabilities to its wholly-owned subsidiary limited liability company, whose membership interests were acquired by the Company's subsidiary, Allied Wireless Communications Corporation ("AWCC").

The Company funded the purchase price of \$221.4 million, which included the purchase of \$15.8 million of net working capital, as defined in the agreement, with \$190.0 million of borrowings from its credit facility and \$31.4 million of cash-on-hand.

The Alltel Acquisition was accounted for using the purchase method and AWCC's results of operations since April 26, 2010 have been included in the Company's U.S. Wireless segment as reported in Note 14. The total purchase consideration of \$221.4 million cash was allocated to the assets acquired and liabilities assumed at their estimated fair values as of the date of acquisition as

**ATLANTIC TELE-NETWORK, INC. AND SUBSIDIARIES**  
**NOTES TO CONSOLIDATED FINANCIAL STATEMENTS (Continued)**

**3. ACQUISITIONS (Continued)**

determined by management. The table below represents the assignment of the total acquisition cost to the tangible and intangible assets and liabilities of AWCC based on their acquisition date fair values:

Total cash consideration . . . . .	\$221,359
Purchase price allocation:	
Net working capital . . . . .	\$ 15,817
Property, plant and equipment . . . . .	176,393
Customer relationships . . . . .	55,500
Telecommunications licenses . . . . .	44,000
Trade name license . . . . .	13,400
Other long term assets . . . . .	11,500
Other long term liabilities . . . . .	(34,211)
Deferred tax liabilities . . . . .	(18,016)
Non-controlling interests . . . . .	(16,000)
Net assets acquired . . . . .	<u>\$248,383</u>
Gain on bargain purchase, net of deferred taxes of \$18,016 . . . . .	<u>\$ 27,024</u>

The gain related to the Alltel Acquisition was a result of a bargain purchase generated by the forced divestiture of the assets that was required to be completed by Verizon within a required timeframe to a limited class of potential buyers that resulted in a favorable price to the Company for these assets. This gain, recognized on the bargain purchase, was included in Other Income in the Company's results during the second quarter of 2010. In connection with the Alltel Acquisition, the Company incurred \$13.6 million of external acquisition-related costs during 2010 relating to legal, accounting and consulting services. The weighted average amortization period of the amortizable intangible assets (customer relationships and trade name license) is 12.7 years.

The Company completed the transition of its Alltel customers to its own information technology and customer service platforms in July 2011 and as a result, eliminated most of the duplicate costs associated with the migration in the third quarter of 2011.

***Merger with M3 Wireless, Ltd.***

On May 2, 2011, the Company completed the merger of its Bermuda wireless operations, Bermuda Digital Communications, Ltd. ("BDC"), with that of M3 Wireless, Ltd. ("M3"), a wireless provider in Bermuda (the "CellOne Merger"). As part of the CellOne Merger, M3 merged with and into BDC, and the combined entity will continue to operate under BDC's CellOne brand. As a result of the CellOne Merger, the Company's 58% ownership interest in BDC was reduced to a controlling 42% interest in the combined entity. Since the Company has the right to designate the majority of seats on the combined entity's board of directors and therefore controls its management and policies, the Company has consolidated the results of the combined entity in its consolidated financial statements effective on the date of the CellOne Merger.

The CellOne Merger was accounted for using the purchase method and M3's results of operations since May 2, 2011 have been included in the Company's Island Wireless segment as reported in Note 14. The total consideration of the CellOne Merger was allocated to the assets acquired and liabilities assumed at their estimated fair values as of the date of the CellOne Merger as determined by

**ATLANTIC TELE-NETWORK, INC. AND SUBSIDIARIES**  
**NOTES TO CONSOLIDATED FINANCIAL STATEMENTS (Continued)**

**3. ACQUISITIONS (Continued)**

management. The consideration paid for M3 was determined based on the estimated fair value of the equity of M3. The table below represents the assignment of the total consideration to the tangible and intangible assets and liabilities of M3 based on their merger date fair values (in thousands) noting that Bermuda is a non-taxable jurisdiction:

Total consideration . . . . .	\$ 6,655
Purchase price allocation:	
Net working capital . . . . .	\$ 675
Property, plant and equipment . . . . .	10,577
Customer relationships . . . . .	2,600
Telecommunications licenses . . . . .	6,100
Goodwill . . . . .	3,105
Note payable-affiliate (see Note 7) . . . . .	(7,012)
Other long term liabilities . . . . .	(200)
Non-controlling interests . . . . .	<u>(9,190)</u>
Net assets acquired . . . . .	<u>\$ 6,655</u>

The amortization period of the customer relationships is 12.0 years. Revenues and net income for M3 since the completion of the merger were immaterial to the Company's consolidated financial statements. The value of the goodwill, which was generated in Bermuda, noting that Bermuda is a non-taxable jurisdiction, from the CellOne Merger can be attributed to a number of business factors including, but not limited to, the reputation of M3 as a retail provider of wireless services and a network operator, M3's reputation for customer care and the strategic position M3 holds in Bermuda.

The following table reflects unaudited pro forma results of operations of the Company for 2009, 2010 and 2011 assuming that the acquisitions of Alltel and M3 had occurred at the beginning of the earliest period presented (in thousands, except per share data):

	Year Ended December 31, 2009		Year Ended December 31, 2010		Year Ended December 31, 2011	
	<u>As Reported</u>	<u>As Adjusted</u>	<u>As Reported</u>	<u>As Adjusted</u>	<u>As Reported</u>	<u>As Adjusted</u>
Revenue . . . . .	\$242,281	\$933,586	\$619,145	\$892,768	\$759,196	\$765,284
Net income attributable to						
ATN stockholders . . . . .	35,539	85,346	38,454	56,502	21,794	22,329
Earnings per share:						
Basic . . . . .	\$ 2.33	\$ 5.60	\$ 2.51	\$ 3.69	\$ 1.42	\$ 1.45
Diluted . . . . .	\$ 2.32	\$ 5.55	\$ 2.48	\$ 3.65	\$ 1.41	\$ 1.44

The unaudited pro forma data is presented for illustrative purposes only and is not necessarily indicative of the operating results that would have occurred if the acquisitions had been consummated on these dates or of future operating results of the combined company following this transaction.

**ATLANTIC TELE-NETWORK, INC. AND SUBSIDIARIES**  
**NOTES TO CONSOLIDATED FINANCIAL STATEMENTS (Continued)**

**4. ACCOUNTS RECEIVABLE**

As of December 31, 2010 and 2011, accounts receivable consist of the following (in thousands):

	<u>2010</u>	<u>2011</u>
Retail . . . . .	\$ 43,626	\$ 47,259
Wholesale . . . . .	29,667	37,293
Other . . . . .	415	1,946
Accounts receivable . . . . .	73,708	86,498
Less: allowance for doubtful accounts . . . . .	<u>(13,838)</u>	<u>(15,339)</u>
Total accounts receivable, net . . . . .	<u>\$ 59,870</u>	<u>\$ 71,159</u>

**5. FIXED ASSETS**

As of December 31, 2010 and 2011, property, plant and equipment consist of the following (in thousands):

	<u>Useful Life (in Years)</u>	<u>2010</u>	<u>2011</u>
Telecommunications equipment and towers . . . . .	5-15	\$ 549,865	\$ 666,969
Office and computer equipment . . . . .	3-10	61,792	47,063
Buildings . . . . .	15-39	22,642	18,017
Transportation vehicles . . . . .	3-10	7,056	7,679
Leasehold improvements . . . . .	Shorter of useful life or lease term	19,950	20,515
Land . . . . .	—	7,122	6,653
Furniture and fixtures . . . . .	5-10	<u>7,088</u>	<u>8,120</u>
Total plant in service . . . . .		675,515	775,016
Construction in progress . . . . .		<u>29,773</u>	<u>38,375</u>
Total property, plant, and equipment . . . . .		705,288	813,391
Less: Accumulated depreciation . . . . .		<u>(241,397)</u>	<u>(330,188)</u>
Net fixed assets . . . . .		<u>\$ 463,891</u>	<u>\$ 483,203</u>

Depreciation and amortization of fixed assets using the straight-line method over the assets' estimated useful life for the years ended December 31, 2009, 2010 and 2011 was \$38.5 million, \$68.5 million and \$93.6 million, respectively.

**6. GOODWILL AND INTANGIBLE ASSETS**

***Goodwill***

The Company tests goodwill for impairment on an annual basis, which has been determined to be as of December 31 of each fiscal year. The Company also tests goodwill between annual tests if an event occurs or circumstances change that indicate that the fair value of a reporting unit may be below its carrying value.

**ATLANTIC TELE-NETWORK, INC. AND SUBSIDIARIES**  
**NOTES TO CONSOLIDATED FINANCIAL STATEMENTS (Continued)**

**6. GOODWILL AND INTANGIBLE ASSETS (Continued)**

Goodwill impairment is determined using a two-step process. The first step involves a comparison of the estimated fair value of a reporting unit to its carrying amount, including goodwill. In performing the first step, the Company determines the fair value of a reporting unit using a discounted cash flow (“DCF”) analysis. Determining fair value requires the exercise of significant judgment, including judgments about appropriate discount rates, perpetual growth rates, and the amount and timing of expected future cash flows. Discount rates are based on a weighted-average cost of capital (“WACC”), which represents the average rate a business must pay its providers of debt and equity. The cash flows employed in the DCF analysis were derived from internal earnings and forecasts and external market forecasts. If the estimated fair value of a reporting unit exceeds its carrying amount, goodwill of the reporting unit is not impaired and the second step of the impairment test is not necessary. If the carrying amount of a reporting unit exceeds its estimated fair value, then the second step of the goodwill impairment test must be performed.

The second step of the goodwill impairment test compares the implied fair value of the reporting unit’s goodwill with its carrying amount of goodwill to measure the amount of impairment loss, if any. The implied fair value of goodwill is determined in the same manner as the amount of goodwill recognized in a business combination, whereby the estimated fair value of the reporting unit is allocated to all of the assets and liabilities of that unit (including any unrecognized intangible assets) as if the reporting unit had been acquired in a business combination and the fair value of the reporting unit was the purchase price paid. If the carrying amount of the reporting unit’s goodwill exceeds the implied fair value of that goodwill, an impairment loss is recognized in an amount equal to that excess.

The Company performed its annual impairment assessment of its goodwill as of December 31, 2010 and determined that no impairment charges were required, as the fair value of each reporting exceeded its book value.

The Company performed its annual impairment assessment of its goodwill as of December 31, 2011. As a result of economic conditions for one of the Company’s reporting units in the Island Wireless segment which contributed to a decline in expected future cash flows, it was determined that the book value of one of the Island Wireless reporting units exceeded its fair value. As a result, it was concluded that all of the goodwill recorded in a reporting unit within the Company’s Island Wireless segment was impaired. In connection with this assessment, the Company recorded a non-cash goodwill impairment charge of \$2.4 million during the year ended December 31, 2011.

The changes in the carrying amount of goodwill, by operating segment, for the three years ended December 31, 2011 were as follows (in thousands):

	<u>U.S. Wireless</u>	<u>U.S. Wireline</u>	<u>Island Wireless</u>	<u>Consolidated</u>
Balance at December 31, 2009 . . . . .	\$32,148	\$7,491	\$ 3,060	\$42,699
Acquired goodwill . . . . .	—	—	1,698	1,698
Balance at December 31, 2010 . . . . .	32,148	7,491	4,758	44,397
Acquired goodwill . . . . .	—	—	3,105	3,105
Impairment charge . . . . .	—	—	(2,425)	(2,425)
Balance at December 31, 2011 . . . . .	<u>\$32,148</u>	<u>\$7,491</u>	<u>\$ 5,438</u>	<u>\$45,077</u>

**ATLANTIC TELE-NETWORK, INC. AND SUBSIDIARIES**  
**NOTES TO CONSOLIDATED FINANCIAL STATEMENTS (Continued)**

**6. GOODWILL AND INTANGIBLE ASSETS (Continued)**

*Telecommunications Licenses*

Telecommunications licenses are tested for impairment on a subsidiary by subsidiary basis. The Company performed its test of the fair values of licenses using a discounted cash flow model (the Greenfield Approach). The Greenfield Approach assumes a company initially owns only the telecommunications licenses, and then makes investments required to build an operation comparable to the one that currently utilizes the licenses. The projected cash flows are based on certain financial factors, including revenue growth rates, margins, and churn rates.

This model then incorporates cash flow assumptions regarding investment in the network, development of distribution channels and the subscriber base, and other inputs for making the business operational. The Company based the assumptions, which underlie the development of the network, subscriber base and other critical inputs of the discounted cash flow model on a combination of average marketplace participant data and our historical results, trends and business plans. The Company also used operating metrics such as capital investment per subscriber, acquisition costs per subscriber, minutes of use per subscriber, etc., to develop the projected cash flows. Since we included the cash flows associated with these other inputs in the annual cash flow projections, the present value of the unlevered free cash flows of the segment, after investment in the network, subscribers, etc., is attributable to the telecommunications licenses. The terminal value of the subsidiary, which incorporates an assumed sustainable growth rate, is also discounted and is likewise attributed to the licenses. We used a discount rate based on the optimal long-term capital structure of a market participant and its associated cost of debt and equity, to calculate the present value of the projected cash flows.

Based upon the results of the Company's impairment tests, it was determined that no impairment of any of the Company's telecommunications licenses existed during the three years ended December 31, 2011.

The changes in the carrying amount of the Company's telecommunications licenses, by operating segment, for the three years ended December 31, 2011 were as follows (in thousands):

	<u>U.S. Wireless</u>	<u>U.S. Wireline</u>	<u>Island Wireless</u>	<u>Consolidated</u>
Balance at December 31, 2009 . . . . .	\$19,733	\$31	\$12,728	\$32,492
Acquired licenses . . . . .	44,061	—	4,290	48,351
Balance at December 31, 2010 . . . . .	<u>63,794</u>	<u>31</u>	<u>17,018</u>	<u>80,843</u>
Acquired licenses . . . . .	525	—	6,100	6,625
Balance at December 31, 2011 . . . . .	<u>\$64,319</u>	<u>\$31</u>	<u>\$23,118</u>	<u>\$87,468</u>

*Customer Relationships*

The customer relationships are being amortized, on an accelerated basis, over the expected period during which their economic benefits are to be realized. The Company recorded \$0.6 million, \$8.0 million, and \$10.3 million of amortization related to customer relationships during 2009, 2010, and 2011 respectively.

**ATLANTIC TELE-NETWORK, INC. AND SUBSIDIARIES**  
**NOTES TO CONSOLIDATED FINANCIAL STATEMENTS (Continued)**

**6. GOODWILL AND INTANGIBLE ASSETS (Continued)**

Customer relationships as of December 31, 2010, by operating segment, are as follows:

	<u>U.S. Wireless</u>	<u>U.S. Wireline</u>	<u>Island Wireless</u>	<u>Consolidated</u>
Gross . . . . .	\$55,500	\$ 5,040	\$428	\$ 60,968
Accumulated amortization . . . . .	<u>(7,389)</u>	<u>(4,474)</u>	<u>(74)</u>	<u>(11,937)</u>
Net . . . . .	<u>\$48,111</u>	<u>\$ 566</u>	<u>\$354</u>	<u>\$ 49,031</u>

Customer relationships as of December 31, 2011, by operating segment, are as follows:

	<u>U.S. Wireless</u>	<u>U.S. Wireline</u>	<u>Island Wireless</u>	<u>Consolidated</u>
Gross . . . . .	\$ 55,500	\$ 5,040	\$3,028	\$ 63,568
Accumulated amortization . . . . .	<u>(16,886)</u>	<u>(4,969)</u>	<u>(399)</u>	<u>(22,254)</u>
Net . . . . .	<u>\$ 38,614</u>	<u>\$ 71</u>	<u>\$2,629</u>	<u>\$ 41,314</u>

Future amortization of customer relationships, by operating segment, is as follows (in thousands):

	<u>U.S. Wireless</u>	<u>U.S. Wireline</u>	<u>Island Wireless</u>	<u>Consolidated</u>
2012 . . . . .	\$ 7,985	\$71	\$ 464	\$ 8,520
2013 . . . . .	6,443	—	414	6,857
2014 . . . . .	5,468	—	376	5,844
2015 . . . . .	4,769	—	343	5,112
2016 . . . . .	4,088	—	309	4,397
Thereafter . . . . .	<u>9,861</u>	<u>—</u>	<u>723</u>	<u>10,584</u>
Total . . . . .	<u>\$38,614</u>	<u>\$71</u>	<u>\$2,629</u>	<u>\$41,314</u>

**Trade Name License**

Trade name licenses as of December 31, 2010, by operating segment are as follows:

	<u>U.S. Wireless</u>	<u>Island Wireless</u>	<u>Consolidated</u>
Gross . . . . .	\$13,400	\$417	\$13,817
Accumulated amortization . . . . .	<u>(326)</u>	<u>(—)</u>	<u>(326)</u>
Net . . . . .	<u>\$13,074</u>	<u>\$417</u>	<u>\$13,491</u>

Trade name licenses as of December 31, 2011, by operating segment are as follows:

	<u>U.S. Wireless</u>	<u>Island Wireless</u>	<u>Consolidated</u>
Gross . . . . .	\$13,400	\$417	\$13,817
Accumulated amortization . . . . .	<u>(804)</u>	<u>(—)</u>	<u>(804)</u>
Net . . . . .	<u>\$12,596</u>	<u>\$417</u>	<u>\$13,013</u>

**ATLANTIC TELE-NETWORK, INC. AND SUBSIDIARIES**  
**NOTES TO CONSOLIDATED FINANCIAL STATEMENTS (Continued)**

**7. LONG-TERM DEBT**

Long-term debt comprises the following (in thousands):

	<u>December 31, 2010</u>	<u>December 31, 2011</u>
Notes payable—Bank:		
Term loans . . . . .	\$264,306	\$252,113
Revolver loan . . . . .	24,000	28,156
Note payable—other . . . . .	—	5,752
Total outstanding debt . . . . .	288,306	286,021
Less: current portion . . . . .	(12,194)	(25,068)
Total long-term debt . . . . .	276,112	260,953
Less: debt discount . . . . .	(4,063)	(3,807)
Net carrying amount . . . . .	<u>\$272,049</u>	<u>\$257,146</u>

***Loan Facilities—Bank***

On January 20, 2010, the Company amended and restated its then existing credit facility with CoBank (the “2010 Credit Facility”). The 2010 Credit Facility provided for \$225.0 million in term loans and a \$73.9 million revolver loan.

On September 30, 2010, the Company further amended the 2010 Credit Facility by adding a \$50.0 million term loan and expanding the revolver loan to \$100.0 million (which includes a \$10 million swingline sub-facility). This amended facility (the “Amended 2010 Credit Facility”) also provides for additional term loans up to an aggregate \$50.0 million, subject to lender approval. As of December 31, 2011, \$252.1 million was outstanding under the term loans and \$28.2 million was outstanding under the revolver loan.

The term loans mature on September 30, 2014 and require certain quarterly repayment obligations. The revolver loan matures on September 10, 2014. The Company may prepay the Amended 2010 Credit Facility at any time without premium or penalty, other than customary fees for the breakage of LIBOR loans.

As a result of an amendment entered into on September 16, 2011, amounts borrowed under the Amended 2010 Credit Facility bear interest at a rate equal to, at the Company’s option, either (i) the London Interbank Offered Rate (LIBOR) plus an applicable margin ranging between 2.75% to 4.25% or (ii) a base rate plus an applicable margin ranging from 1.75% to 3.25% (or, in the case of amounts borrowed under the swingline sub-facility, an applicable margin ranging from 1.25% to 2.75%). The applicable margin is determined based on the ratio of the Company’s indebtedness to its EBITDA (each as defined in the Amended 2010 Credit Facility agreement). Borrowings as of December 31, 2011, after considering the effect of the interest rate swap agreements as described in Note 8, bore a weighted-average interest rate of 5.09%.

Under the terms of the Amended 2010 Credit Facility, as amended, the Company must also pay a commitment fee ranging from 0.375% to 0.50% of the average daily unused portion of the revolver loan over each calendar quarter.



**ATLANTIC TELE-NETWORK, INC. AND SUBSIDIARIES**  
**NOTES TO CONSOLIDATED FINANCIAL STATEMENTS (Continued)**

**7. LONG-TERM DEBT (Continued)**

The Amended 2010 Credit Facility contains customary representations, warranties and covenants, including covenants by the Company limiting additional indebtedness, liens, guaranties, mergers and consolidations, substantial asset sales, investments and loans, sale and leasebacks, transactions with affiliates and fundamental changes. In addition, the Amended 2010 Credit Facility contains financial covenants by the Company that (i) impose a maximum ratio of indebtedness to EBITDA, (ii) require a minimum ratio of EBITDA to cash interest expense, (iii) require a minimum ratio of equity to consolidated assets and (iv) require a minimum ratio of EBITDA to fixed charges. As previously disclosed, on June 30, 2011 the Company amended certain of these financial covenants to allow an increased ratio of indebtedness to EBITDA and amended the definition of fixed charges. As of December 31, 2011, the Company was in compliance with all of the financial covenants of the Amended 2010 Credit Facility, as amended.

**Note Payable—Other**

In connection with the CellOne Merger with M3 Wireless, Ltd., the Company assumed a term loan of approximately \$7.0 million owed to Keytech Ltd., the former parent company of M3 and current 42% minority shareholder in the Company's Bermuda operations. The term loan requires quarterly repayments of principal, matures on March 15, 2015 and bears interest at a rate of 7% per annum.

The Company believes that the carrying value of its debt approximates fair value. Future principal repayments of the term loans are as follows:

	<b>Principal Repayment</b>
	<b>(in thousands)</b>
2012.....	\$ 25,068
2013.....	25,068
2014.....	235,394
2015.....	491
2016.....	—
Thereafter .....	—
Total principal repayments.....	<b>\$286,021</b>

**8. DERIVATIVE INSTRUMENTS AND HEDGING ACTIVITIES**

**Cash Flow Hedge of Interest Rate Risk**

The Company's objectives in using interest rate derivatives are to add stability to interest expense and to manage its exposure to interest rate movements. To accomplish this objective, the Company primarily uses interest rate swaps as part of its interest rate risk management strategy. Interest rate swaps designated as cash flow hedges involve the receipt of variable-rate amounts from a counterparty in exchange for the Company making fixed-rate payments over the life of the agreements without exchange of the underlying notional amount.

The effective portion of changes in the fair value of interest rate swaps designated and that qualify as cash flow hedges is recorded in accumulated other comprehensive income and is subsequently reclassified into earnings in the period that the hedged forecasted transaction affects earnings. The

**ATLANTIC TELE-NETWORK, INC. AND SUBSIDIARIES**  
**NOTES TO CONSOLIDATED FINANCIAL STATEMENTS (Continued)**

**8. DERIVATIVE INSTRUMENTS AND HEDGING ACTIVITIES (Continued)**

Company uses its derivatives to hedge the variable cash flows associated with existing variable-rate debt. The ineffective portion of the change in fair value of the derivative is recognized directly in earnings. No hedge ineffectiveness was recognized during any of the periods presented.

The total outstanding notional amount of cash flow hedges was \$143 million as of December 31, 2011.

Amounts reported in accumulated other comprehensive income related to the interest rate swaps are reclassified to interest expense as interest payments are accrued on the Company's variable-rate debt. For the year ended December 31, 2012, the Company estimates that an additional \$3.7 million will be reclassified as an increase to interest expense due to the interest rate swaps since the hedge interest rate exceeds the current variable interest rate on the debt.

The table below presents the fair value of the Company's derivative financial instrument as well as its classification on the consolidated balance sheet as of December 31, 2010 and December 31, 2011 (in thousands):

	Balance Sheet Location	Liability Derivatives	
		Fair Value as of	
		December 31, 2010	December 31, 2011
Derivatives designated as hedging instruments:			
Interest Rate Swaps . . . . .	Other liabilities	\$7,687	\$11,337
Total derivatives designated as hedging instruments . . .		\$7,687	\$11,337

The table below presents the effect of the Company's derivative financial instruments on the consolidated income statements for the years December 31, 2010 and 2011 (in thousands):

Year Ended December 31,	Derivative in Cash Flow Hedging Relationships	Amount of Gain or (Loss) Recognized in Other Comprehensive Income on Derivative (Effective Portion)	Location of Gain or (Loss) Reclassified from Accumulated Other Comprehensive Income into Income (Effective Portion)	Amount of Gain or (Loss) Reclassified from Accumulated Other Comprehensive Income into Income (Effective Portion)
2010 . . . . .	Interest Rate Swap	\$5,625	Interest expense	\$(3,027)
2011 . . . . .	Interest Rate Swap	7,816	Interest expense	(4,172)

***Credit-risk-related Contingent Features***

The Company has agreements with its derivative counterparties that contain a provision where if the Company defaults on any of its indebtedness, including default where repayment of the indebtedness has not been accelerated by the lender, then the Company could also be declared in default on its derivative obligations.

As of December 31, 2011, the fair value of the interest rate swaps liability position related to these agreements was \$11.3 million. As of December 31, 2011, the Company has not posted any collateral related to these agreements. If the Company had breached any of these provisions at December 31,

**ATLANTIC TELE-NETWORK, INC. AND SUBSIDIARIES**  
**NOTES TO CONSOLIDATED FINANCIAL STATEMENTS (Continued)**

**8. DERIVATIVE INSTRUMENTS AND HEDGING ACTIVITIES (Continued)**

2011, it would have been required to settle its obligations under these agreements at their termination values of \$11.3 million.

**9. EQUITY**

*Common Stock*

The Company has paid quarterly dividends on its common stock since January 1999.

*Treasury Stock*

During 2009, the Company reissued 791 shares from treasury to a director under the Director's Remuneration Plan. Also, during the fourth quarter of 2009, the Company repurchased 2,981 shares of its common stock at an aggregate cost of \$134,360 or an average price of \$45.07 per share from employees to satisfy tax obligations upon vesting of restricted stock.

During 2010, the Company reissued 790 shares from treasury to a director under the Director's Remuneration Plan. Also, during the fourth quarter of 2010, the Company repurchased 1,331 shares of its common stock at an aggregate cost of \$43,923 or an average price of \$33.00 per share from employees to satisfy tax obligations upon vesting of restricted stock.

During 2011, the Company repurchased 5,470 shares of its common stock at an aggregate cost of \$218,255 or an average price of \$39.40 per share from employees to satisfy tax obligations upon vesting of restricted stock.

*Stock-Based Compensation*

In May 2008, at the Company's Annual Meeting of Stockholders, the Company's stockholders approved the 2008 Equity Incentive Plan (the "2008 Plan"). The 2008 Plan replaced the 1998 Stock Option Plan, the 2005 Restricted Stock Plan and the Director's Remuneration Plan (collectively and including the 2008 Plan the "Share Based Plans"), under which no further awards will be made. The 2008 Plan allows for the grant of stock options, restricted stock, restricted stock units, stock equivalents and awards of shares of common stock that are not subject to restrictions or forfeiture. The 2008 Plan was amended in 2011 to increase the total number of shares reserved to be granted under the 2008 Plan from 1,500,000 to 2,000,000.

*Stock Options*

Stock options issued under the Share Based Plans have terms of either seven or ten years and vest annually and ratably over a period of four years.

**ATLANTIC TELE-NETWORK, INC. AND SUBSIDIARIES**  
**NOTES TO CONSOLIDATED FINANCIAL STATEMENTS (Continued)**

**9. EQUITY (Continued)**

The following table summarizes stock option activity under the Company's share-based plans for the years ended December 31, 2010 and 2011:

<b>Year Ended December 31, 2010</b>				
	<b>Number of Options</b>	<b>Weighted Avg. Exercise Price</b>	<b>Weighted Average Remaining Contractual Term (Years)</b>	<b>Aggregate Intrinsic Value</b>
Outstanding at				
January 1, 2010 . . . . .	539,875	\$25.49		
Granted . . . . .	172,500	46.63		
Forfeited . . . . .	(1,125)	20.79		
Exercised . . . . .	(85,500)	19.33		
Outstanding at				
December 31, 2010 . . . . .	<u>625,750</u>	<u>\$32.17</u>	<u>6.88</u>	<u>\$5,305,529</u>
Vested and expected to vest at December 31, 2010 . . . . .	<u>575,889</u>	<u>\$31.37</u>	<u>6.72</u>	<u>\$5,151,035</u>
Exercisable at				
December 31, 2010 . . . . .	<u>339,004</u>	<u>\$26.14</u>	<u>5.59</u>	<u>\$4,145,915</u>
<b>Year Ended December 31, 2011</b>				
	<b>Number of Options</b>	<b>Weighted Avg. Exercise Price</b>	<b>Weighted Average Remaining Contractual Term (Years)</b>	<b>Aggregate Intrinsic Value</b>
Outstanding at				
January 1, 2011 . . . . .	625,750	\$32.17		
Granted . . . . .	146,500	33.29		
Forfeited . . . . .	—	—		
Exercised . . . . .	(51,602)	22.77		
Outstanding at				
December 31, 2011 . . . . .	<u>720,648</u>	<u>33.07</u>	<u>6.79</u>	<u>5,617,669</u>
Vested and expected to vest at December 31, 2011 . . . . .	<u>674,469</u>	<u>32.74</u>	<u>6.66</u>	<u>5,248,211</u>
Exercisable at				
December 31, 2011 . . . . .	<u>409,149</u>	<u>\$29.44</u>	<u>5.41</u>	<u>4,259,541</u>

The unvested options as of December 31, 2011 represent \$3.1 million in unamortized stock based compensation which will be recognized over a weighted average term of 2.7 years.

**ATLANTIC TELE-NETWORK, INC. AND SUBSIDIARIES**  
**NOTES TO CONSOLIDATED FINANCIAL STATEMENTS (Continued)**

**9. EQUITY (Continued)**

The following table summarizes information relating to options granted and exercised during 2009, 2010 and 2011:

	<u>2009</u>	<u>2010</u>	<u>2011</u>
Weighted-average of fair value of options granted	\$ 6.55	\$ 18.26	\$ 13.18
Aggregate intrinsic value of options exercised . . .	25,288	2,141,320	821,582
Cash proceeds received upon exercise of options .	73,500	1,652,912	1,174,983
Tax benefits realized upon exercise of options . . .	25,000	593,503	—

The aggregate intrinsic value represents the total pre-tax intrinsic value (the difference between our closing common stock price on December 31st and the exercise price, multiplied by the number of the in-the-money stock options) that would have been received by the stock option holders had all stock options holders exercised their stock options on December 31st. The amount of aggregate intrinsic value will change based on the fair market value of our common stock.

The estimated fair value of the options granted were determined using a Black Scholes option pricing model, based on the following weighted average assumptions:

	<u>Options Granted in</u>		
	<u>2009</u>	<u>2010</u>	<u>2011</u>
Risk-free interest rate . . . . .	1.8%	2.5%	2.1%
Expected dividend yield . . . . .	3.0%	2.5%	2.7%
Expected life . . . . .	6.25 years	6.25 years	6.25 years
Expected volatility . . . . .	42%	50%	51%

The Company recognized \$842,000, \$1,145,000 and \$1,579,000, respectively, of stock compensation expense relating to the granting of stock options during 2009, 2010 and 2011, respectively.

***Restricted Stock***

Restricted stock issued under the Share Based Plans vest ratably over four years.

The following table summarizes restricted stock activity during the year ended December 31, 2011:

	<u>Shares</u>	<u>Weighted Avg. Fair Value</u>
Unvested as of January 1, 2011 . . . . .	76,287	42.10
Granted . . . . .	21,925	34.64
Vested and issued . . . . .	<u>(30,439)</u>	<u>38.21</u>
Unvested as of December 31, 2011 . . . . .	<u>67,773</u>	<u>41.43</u>

The weighted-average grant date fair value of shares granted for 2010 and 2011 were \$46.50 per share and \$34.64 per share, respectively. In connection with the grant of restricted shares, the Company recognized \$395,000, \$898,000 and \$1,225,000 of compensation expense within its income statements for 2009, 2010 and 2011, respectively.

The unvested shares as of December 31, 2011 represent \$2.0 million in unamortized stock based compensation which will be recognized over a weighted average period of 2.4 years.

**ATLANTIC TELE-NETWORK, INC. AND SUBSIDIARIES**  
**NOTES TO CONSOLIDATED FINANCIAL STATEMENTS (Continued)**

**10. INCOME TAXES**

The components of income before income taxes for the years ended December 31, 2009, 2010 and 2011 are as follows (in thousands):

	<u>2009</u>	<u>2010</u>	<u>2011</u>
Domestic . . . . .	\$41,399	\$39,958	\$28,397
Foreign . . . . .	26,344	17,230	14,068
Total . . . . .	<u>\$67,743</u>	<u>\$57,188</u>	<u>\$42,465</u>

The following is a reconciliation from the tax computed at statutory income tax rates to the Company's income tax expense for the years ended December 31, 2009, 2010, and 2011 (in thousands):

	<u>2009</u>	<u>2010</u>	<u>2011</u>
Tax computed at statutory U.S. federal income tax rates . . . . .	\$23,741	\$20,050	\$14,863
Income taxes in excess (below) statutory U.S. tax rates:			
Guyana . . . . .	4,072	3,351	2,096
Bermuda and Turks & Caicos . . . . .	761	1,535	2,854
Valuation allowance on foreign tax credits . . . . .	—	5,250	—
Bargain purchase gain . . . . .	—	(9,458)	—
Foreign tax reserve . . . . .	(183)	(125)	556
State taxes . . . . .	2,402	(21)	149
Other, net . . . . .	368	(975)	51
Income tax expense . . . . .	<u>\$31,160</u>	<u>\$19,607</u>	<u>\$20,569</u>

**ATLANTIC TELE-NETWORK, INC. AND SUBSIDIARIES**  
**NOTES TO CONSOLIDATED FINANCIAL STATEMENTS (Continued)**

**10. INCOME TAXES (Continued)**

The components of income tax expense (benefit) for the years ended December 31, 2009, 2010 and 2011 are as follows (in thousands):

	<u>2009</u>	<u>2010</u>	<u>2011</u>
Current:			
United States—Federal . . . . .	\$12,297	\$ 6,517	\$(19,716)
United States—State . . . . .	2,467	1,654	(16)
Foreign . . . . .	14,776	11,784	12,721
Total current income tax expense (benefit) . . . . .	<u>29,540</u>	<u>19,955</u>	<u>(7,011)</u>
Deferred:			
United States—Federal . . . . .	1,836	2,333	29,553
United States—State . . . . .	1,273	(1,467)	197
Foreign . . . . .	<u>(1,489)</u>	<u>(1,214)</u>	<u>(2,170)</u>
Total deferred income tax expense (benefit) . . . . .	<u>1,620</u>	<u>(348)</u>	<u>27,580</u>
Total income tax expense (benefit) . . . . .	<u>\$31,160</u>	<u>\$19,607</u>	<u>\$ 20,569</u>
Consolidated:			
United States—Federal . . . . .	\$14,133	\$ 8,850	\$ 9,837
United States—State . . . . .	3,740	187	181
Foreign . . . . .	<u>13,287</u>	<u>10,570</u>	<u>10,551</u>
Total income tax expense . . . . .	<u>\$31,160</u>	<u>\$19,607</u>	<u>\$ 20,569</u>

The significant components of deferred tax assets and liabilities are as follows as of December 31, 2010 and 2011 (in thousands):

	<u>2010</u>	<u>2011</u>
Deferred tax assets:		
Receivables reserve . . . . .	\$ 4,435	\$ 4,852
Temporary differences not currently deductible for tax . . . . .	11,352	11,348
Foreign tax credit carryforwards . . . . .	16,983	16,755
Interest rate swap . . . . .	4,434	4,535
Net operating losses . . . . .	421	9,719
Pension benefits . . . . .	397	640
Valuation allowance . . . . .	<u>(16,983)</u>	<u>(17,315)</u>
Total deferred tax asset . . . . .	<u>\$ 21,039</u>	<u>\$ 30,534</u>
Deferred tax liabilities:		
Property, plant and equipment, net . . . . .	\$ 24,592	\$ 55,762
Intangible assets, net . . . . .	<u>33,913</u>	<u>41,757</u>
Total deferred tax liabilities . . . . .	<u>58,505</u>	<u>97,519</u>
Net deferred tax liabilities . . . . .	<u>\$ 37,466</u>	<u>\$ 66,985</u>

**ATLANTIC TELE-NETWORK, INC. AND SUBSIDIARIES**  
**NOTES TO CONSOLIDATED FINANCIAL STATEMENTS (Continued)**

**10. INCOME TAXES (Continued)**

Deferred tax assets and liabilities are reflected in the accompanying consolidated balance sheets as follows (in thousands):

	<u>2010</u>	<u>2011</u>
Deferred tax assets:		
Current . . . . .	\$15,787	\$21,921
Long term . . . . .	—	—
Total deferred tax asset . . . . .	<u>\$15,787</u>	<u>\$21,921</u>
Deferred tax liabilities:		
Current . . . . .	\$ —	\$ —
Long term . . . . .	53,253	88,906
Total deferred tax liabilities . . . . .	<u>\$53,253</u>	<u>\$88,906</u>
Net deferred tax liabilities . . . . .	<u>\$37,466</u>	<u>\$66,985</u>

As of December 31, 2011, the Company estimated that it had federal net operating loss carryforwards of \$22.3 million that begin to expire in 2031 and state net operating loss carryforwards of \$29.1 million that begin to expire in 2015.

As part of the Alltel Acquisition and the associated levels of future debt and interest service, the Company re-examined its projected mix of foreign source and U.S.-source earnings and concluded it is more likely than not that it will not generate enough foreign source income to utilize its existing foreign tax credits prior to their expiration date. As a result, the Company has placed a full valuation allowance against those credits during 2010. As of December 31, 2011, the Company continued to maintain a full valuation allowance against those credits.

The undistributed earnings of the Company's foreign subsidiaries are considered to be indefinitely reinvested and, accordingly, no U.S. federal and state income taxes have been provided thereon. Determination of the amount of unrecognized deferred U.S. income tax liability is not practical because of the complexities associated with its hypothetical calculation; however, unrecognized foreign tax credits would be available to reduce a portion of the U.S. tax liability.

The following shows the activity related to unrecognized tax benefits during the three years ended December 31, 2011 (in thousands):

Gross unrecognized tax benefits at December 31, 2008 . . . . .	\$5,690
Lapse in statute of limitations . . . . .	<u>(183)</u>
Gross unrecognized tax benefits at December 31, 2009 . . . . .	5,507
Increase in tax positions . . . . .	1,030
Lapse in statute of limitations . . . . .	<u>(125)</u>
Gross unrecognized tax benefits at December 31, 2010 . . . . .	6,412
Increase in tax positions . . . . .	590
Lapse in statute of limitations . . . . .	<u>(50)</u>
Gross unrecognized tax benefits at December 31, 2011 . . . . .	<u>\$6,952</u>



**ATLANTIC TELE-NETWORK, INC. AND SUBSIDIARIES**  
**NOTES TO CONSOLIDATED FINANCIAL STATEMENTS (Continued)**

**10. INCOME TAXES (Continued)**

All \$7.0 million of unrecognized tax benefits would affect the effective tax rate if recognized. The Company accrues interest and penalties related to unrecognized tax benefits in its provision for income taxes, if material.

The Company and its subsidiaries file income tax returns in the U.S. and in various state and local jurisdictions. The statute of limitations related to the consolidated U.S. federal income tax return is closed for all tax years up to and including 2007. The expiration of the statute of limitations related to the various state income tax returns that the Company and subsidiaries file varies by state. The Company's consolidated federal tax return and any significant state tax returns are not currently under examination. The Company does not expect that the amount of unrecognized tax benefits relating to U.S. tax matters will change significantly within the next 12 months.

The Company also files an income tax return in Guyana. See Note 12 relating to certain tax matters pertaining to those filings. There is no expected settlement date of those matters and upon settlement, which might not occur in the near future, the payment may vary significantly from the amounts currently recorded. The Company will continue to update amounts recorded as new developments arise.

**11. RETIREMENT PLANS**

The Company has a noncontributory defined benefit pension plan for eligible employees of GT&T who meet certain age and employment criteria. Company contributions to fund the plan are intended to provide not only for benefits attributed for service to date but also for those expected to be earned in the future. The Company's funding policy is to contribute to the plan such amounts as are actuarially determined to meet funding requirements. The benefits are based on the participants' average salary or hourly wages during the last three years of employment and credited service years.

The weighted-average rates assumed in the actuarial calculations for the pension plan are as follows as of December 31, 2009, 2010 and 2011:

	<u>2009</u>	<u>2010</u>	<u>2011</u>
Discount rate . . . . .	7.50%	7.00%	6.25%
Annual salary increase . . . . .	7.50%	7.50%	7.50%
Expected long-term return on plan assets . . . . .	8.00%	8.00%	8.00%

The expected long-term rate of return on pension plan assets was determined based on several factors including input from pension investment consultants, projected long-term returns of equity and bond indices in Guyana and elsewhere, including the United States, and historical returns over the life of the related obligations of the fund. The Company, in conjunction with its pension investment consultants, reviews its asset allocation periodically and rebalances its investments when appropriate in an effort to earn the expected long-term returns. The Company will continue to evaluate its long-term rate of return assumptions at least annually and will adjust them as necessary.

**ATLANTIC TELE-NETWORK, INC. AND SUBSIDIARIES**  
**NOTES TO CONSOLIDATED FINANCIAL STATEMENTS (Continued)**

**11. RETIREMENT PLANS (Continued)**

Changes during the year in the projected benefit obligations and in the fair value of plan assets are as follows for 2010 and 2011 (in thousands):

	<u>2010</u>	<u>2011</u>
Projected benefit obligations:		
Balance at beginning of year: . . . . .	\$10,650	\$12,580
Service cost . . . . .	545	617
Interest cost . . . . .	784	865
Benefits paid . . . . .	(249)	(659)
Actuarial (loss)/benefit . . . . .	850	(48)
Balance at end of year . . . . .	<u>\$12,580</u>	<u>\$13,355</u>
Plan net assets:		
Balance at beginning of year: . . . . .	\$10,231	\$11,736
Actual return on plan assets . . . . .	904	83
Company contributions . . . . .	850	834
Benefits paid . . . . .	(249)	(659)
Balance at end of year . . . . .	<u>\$11,736</u>	<u>\$11,994</u>
Under funded status of plan . . . . .	<u>\$ (844)</u>	<u>\$ (1,361)</u>

The Company's investment policy for its pension assets is to have a reasonably balanced investment approach, with a long-term bias toward debt investments. The Company's strategy allocates plan assets among equity, debt and other assets in both Guyana and the United States to achieve long-term returns without significant risk to principal. The fund is prohibited under Guyana law from investing in the equity, debt or other securities of the employer, its subsidiaries or associates of the employer or any company of which the employer is a subsidiary or an associate. Furthermore, the plan must invest between 70%-80% of its total plan assets within Guyana.

The fair values for the pension plan's net assets, by asset category, at December 31, 2011 are as follows (in thousands):

<u>Asset Category</u>	<u>Total</u>	<u>Level 1</u>	<u>Level 2</u>	<u>Level 3</u>
Cash, cash equivalents, money markets and other . . . . .	\$ 9,632	\$8,973	\$ 659	\$—
Equity securities . . . . .	958	903	55	—
Fixed income securities . . . . .	1,404	—	1,404	—
Total . . . . .	<u>\$11,994</u>	<u>\$9,876</u>	<u>\$2,118</u>	<u>\$—</u>

**ATLANTIC TELE-NETWORK, INC. AND SUBSIDIARIES**  
**NOTES TO CONSOLIDATED FINANCIAL STATEMENTS (Continued)**

**11. RETIREMENT PLANS (Continued)**

The plan's weighted-average asset allocations at December 31, 2010 and 2011, by asset category are as follows:

	<u>2010</u>	<u>2011</u>
Cash, cash equivalents, money markets and other . . . . .	77.1%	80.3%
Equity securities . . . . .	9.9	8.0
Fixed income securities . . . . .	13.0	11.7
Total . . . . .	<u>100.0%</u>	<u>100.0%</u>

Amounts recognized on the Company's consolidated balance sheets consist of (in thousands):

	<u>As of December 31,</u>	
	<u>2010</u>	<u>2011</u>
Other liabilities . . . . .	\$ (844)	\$(1,361)
Accumulated other comprehensive loss, net of tax . . . . .	2,440	2,714
Total . . . . .	<u>\$1,596</u>	<u>\$ 1,353</u>

Amounts recognized in accumulated other comprehensive loss consist of (in thousands):

	<u>2010</u>	<u>2011</u>
Net actuarial loss . . . . .	\$(4,790)	\$(5,390)
Prior service cost . . . . .	(11)	—
Accumulated other comprehensive loss, pre-tax . . . . .	<u>\$(4,801)</u>	<u>\$(5,390)</u>
Accumulated other comprehensive loss, net of tax . . . . .	<u>\$(2,440)</u>	<u>\$(2,714)</u>

Components of the plan's net periodic pension cost are as follows for the years ended December 31, 2009, 2010 and 2011 (in thousands):

	<u>2009</u>	<u>2010</u>	<u>2011</u>
Service cost . . . . .	\$ 528	\$ 545	\$ 617
Interest cost . . . . .	736	784	865
Expected return on plan assets . . . . .	(798)	(835)	(961)
Amortization of unrecognized net actuarial loss . . . . .	167	177	229
Amortization of prior service costs . . . . .	11	11	11
Net periodic pension cost . . . . .	<u>\$ 644</u>	<u>\$ 682</u>	<u>\$ 761</u>

For 2012, the Company expects to contribute approximately \$900,000 to its pension plan and amortize \$281,000 of unrecognized net actuarial loss.

**ATLANTIC TELE-NETWORK, INC. AND SUBSIDIARIES**  
**NOTES TO CONSOLIDATED FINANCIAL STATEMENTS (Continued)**

**11. RETIREMENT PLANS (Continued)**

The following estimated pension benefits, which reflect expected future service, as appropriate, are expected to be paid over the next ten years as indicated below (in thousands):

<u>Fiscal Year</u>	<u>Pension Benefits</u>
2012 .....	\$ 346
2013 .....	400
2014 .....	429
2015 .....	473
2016 .....	532
2017-2021 .....	<u>\$3,717</u>
	<u>\$5,897</u>

**12. COMMITMENTS AND CONTINGENCIES**

The Company and its subsidiaries are subject to certain regulatory and legal proceedings and other claims arising in the ordinary course of business, some of which involve claims for damages and taxes that are substantial in amount. The Company believes that, except for the items discussed below, for which the Company is currently unable to predict the final outcome, the disposition of proceedings currently pending will not have a material adverse effect on the Company's financial position or results of operations.

Currently, GT&T holds an exclusive license to provide domestic fixed services and international voice and data services in Guyana. The license, whose initial term of twenty years was scheduled to expire at the end of 2010, allowed for GT&T, at its sole option, to extend the term for an additional twenty years, until December 2030. GT&T exercised its extension right, in accordance with the terms of its License and its agreement with the Government of Guyana, in November 2009.

Since 2001, the Government of Guyana has stated its intention to introduce additional competition into Guyana's telecommunications sector. Since that time, the Company and GT&T have met on several occasions with officials of the Government of Guyana to discuss potential modifications of GT&T's exclusivity and other rights under the existing agreement and License. In August 2011, the Government of Guyana introduced draft legislation in Parliament that, if enacted, would have had the effect of terminating the Company's exclusive license rights by permitting other telecommunications carriers to receive licenses to provide domestic fixed services and international voice and data services in Guyana. Along with the draft legislation, the Government also released drafts of new regulations and licenses (hereinafter referred to collectively as "Draft Laws"). The Draft Laws would also introduce material changes to many other features of Guyana's existing telecommunications regulatory regime, however, the legislation was withdrawn from Parliament without being acted upon in September 2011. The Company cannot predict when or if the proposed legislation will be introduced in a future session of the Guyanese Parliament or, if adopted and signed into law, the manner in which it would be implemented by the Minister of Telecommunications and the PUC. Although the Company believes that it would be entitled to damages or other compensation for any involuntary termination of its contractual exclusivity rights, it cannot guarantee that the Company would prevail in a proceeding to enforce its rights or that its actions would effectively halt any unilateral action by the Government.

**ATLANTIC TELE-NETWORK, INC. AND SUBSIDIARIES**  
**NOTES TO CONSOLIDATED FINANCIAL STATEMENTS (Continued)**

**12. COMMITMENTS AND CONTINGENCIES (Continued)**

As previously reported, Digicel in January 2010 terminated the interconnection agreement between the two carriers. Although the agreement was no longer in force, GT&T and Digicel continued to provide interconnection services to each other. GT&T and Digicel signed a settlement agreement with respect to various issues, including the amounts owed by Digicel to GT&T for services provided during the 2010 fiscal year as well as certain rates to be charged in the future. In December 2010, the Guyana PUC approved this settlement agreement. Subsequently the parties negotiated the terms of a new interconnection agreement, which the PUC approved in October 2011.

Historically, GT&T has been subject to other litigation proceedings and disputes in Guyana that, while not conclusively resolved, to the Company's knowledge have not been the subject of discussions or other significant activity in the last five years. It is possible, though we believe not likely, that these disputes, as discussed below, may be revived. The Company believes that none of these additional proceedings would, in the event of an adverse outcome, have a material impact on the Company's consolidated financial position, results of operation or liquidity.

In a letter dated September 8, 2006, the National Frequency Management Unit (NFMU) agreed that total spectrum fees in Guyana should not increase for the years 2006 and 2007. However, that letter implied that spectrum fees in 2008 and onward may be increased beyond the amount GT&T agreed to with the Government. GT&T has objected to the NFMU's proposed action and reiterated its position that an increase in fees prior to development of an acceptable methodology would violate the Government's prior agreement. In 2011, GT&T paid the NFMU \$2.6 million, representing payments in full for 2008, 2009 and 2010. However, by letter dated November 23, 2011, the NFMU stated that it did not concur with GT&T's inference that the amount was payment in full for the specified years as it was their continued opinion that the final calculation for GSM spectrum fees was not agreed upon and was still an outstanding issue. By further letter dated November 24, 2011, the NFMU further rejected a proposal that was previously submitted jointly by GT&T and Digicel which outlined a recommended methodology for the calculation of these fees. The NFMU stated that it would prepare its own recommendation which it would send to the Minister of Telecoms for decision of the matter. There have been no further discussions on this subject and GT&T has not had the opportunity to review any recommendation made to the Minister.

In November 2007, Caribbean Telecommunications Limited ("CTL") filed a complaint in the U.S. District Court for the District of New Jersey against GT&T and ATN claiming breach of an interconnection agreement for domestic cellular services in Guyana and related claims. CTL asserted over \$200 million in damages. GT&T and ATN moved to dismiss the complaint on procedural and jurisdictional grounds. On January 26, 2009, the court granted the motions to dismiss the complaint on the grounds asserted. On November 7, 2009, CTL filed a similar claim against GT&T and the PUC in the High Court of Guyana. The Company believes the claim is without merit and is duplicative of a previous claim filed by CTL in Guyana that was dismissed. There has been no action on this matter since the 2009 filing.

On May 8, 2009, Digicel filed a lawsuit in Guyana challenging the legality of GT&T's exclusive license rights under Guyana's constitution. Digicel initially filed this lawsuit against the Attorney General of Guyana in the High Court. On May 13, 2009, GT&T petitioned to intervene in the suit in order to oppose Digicel's claims and that petition was granted on May 18, 2009. GT&T filed an answer to the charge on June 22, 2009 and the case is pending. The Company believes that any legal challenge

**ATLANTIC TELE-NETWORK, INC. AND SUBSIDIARIES**  
**NOTES TO CONSOLIDATED FINANCIAL STATEMENTS (Continued)**

**12. COMMITMENTS AND CONTINGENCIES (Continued)**

to GT&T's exclusive license rights granted in 1990 is without merit and the Company intends to vigorously defend against such a legal challenge.

On February 17, 2010, GT&T filed a lawsuit in the High Court of Guyana asserting that, despite its denials, Digicel is engaged in international bypass in violation of GT&T's exclusive license rights, the interconnection agreement between the parties, and the laws of Guyana. GT&T is seeking, among other things, injunctive relief to stop the illegal bypass activity, actual damages in excess of \$9 million and punitive damages of approximately \$5 million. Digicel filed counterclaims alleging that GT&T has violated the terms of the interconnection agreement and Guyana laws. GT&T intends to vigorously prosecute this suit.

GT&T is also involved in several legal claims regarding its tax filings with the Guyana Revenue Authority dating back to 1991 regarding the deductibility of intercompany advisory fees as well as other tax assessments. Should GT&T be held liable for any of the disputed tax assessments, totaling \$36.8 million, the Company believes that the Government of Guyana would then be obligated to reimburse GT&T for any amounts necessary to ensure that GT&T's return on investment was no less than 15% per annum for the relevant periods.

For all of the above regulatory, litigation, or related matters, the Company believes some adverse outcome is probable and has accordingly accrued \$5.0 million as of December 31, 2011.

*Lease Commitments and Other Obligations*

The Company leases approximately 279,000 square feet for its operations centers, administrative offices and retail stores as well as certain tower sites under non-cancelable operating leases. The Company's obligation for payments under these leases is as follows at December 31, 2011 (in thousands):

2012 . . . . .	\$ 40,819
2013 . . . . .	34,858
2014 . . . . .	28,262
2015 . . . . .	22,010
2016 . . . . .	12,545
Thereafter . . . . .	<u>28,267</u>
Total obligations under operating leases . . . . .	<u><u>\$166,761</u></u>

Rent expense for the years 2009, 2010 and 2011 was \$8.4 million, \$33.3 million and \$57.4 million, respectively.

**ATLANTIC TELE-NETWORK, INC. AND SUBSIDIARIES**  
**NOTES TO CONSOLIDATED FINANCIAL STATEMENTS (Continued)**

**13. RELATED-PARTY TRANSACTIONS**

*Aruba*

In June 2010, the Company entered into a joint venture to purchase a controlling interest in a wireless telecommunications enterprise in bankruptcy proceedings and operating on the island of Aruba. The joint venture, which is consolidated in the Company's financial statements, is conducted through a newly-created company named Caribbean Telecom Partners, LLC ("CTP"), in which it invested \$3.1 million in exchange for a 51% controlling interest. CTP is governed by a three-member board of directors, which consists of two members designated by the Company and one member designated by a member of the Company's Board of Directors, Brian A. Schuchman, who, through a company wholly-owned by him, owns the remaining 49% interest. Mr. Schuchman has historically overseen the day-to-day management of CTP and, through CTP, the day-to-day management of the underlying Aruba telecommunications business. While he will remain heavily involved in the Company's Aruba operations, it is likely that Mr. Schuchman will no longer serve as principal operating officer of CTP beginning sometime in 2012. The Audit Committee of the Company's Board approved the above-described arrangement with Mr. Schuchman after review in accordance with the Company's Related Person Transaction policy.

**14. SEGMENT REPORTING**

The Company has four reportable segments for separate disclosure in accordance with the FASB's authoritative guidance on disclosures about segments of an enterprise. Those four segments are: i) U.S. Wireless, which generates all of its revenues in and has all of its located assets in the United States, ii) International Integrated Telephony, which generates all of its revenues in and has all of its assets located in Guyana, iii) Island Wireless, which generates its revenues in and has all of its assets located in Bermuda, the U.S. Virgin Islands, Aruba and Turks and Caicos and iv) U.S. Wireline, which generates all of its revenues in and has all of its assets located in the United States. The operating segments are managed separately because each offers different services and serves different markets.

The following tables provide information for each operating segment (in thousands):

	<b>For the Year Ended December 31, 2009</b>					
	<b>U.S. Wireless</b>	<b>International Integrated Telephony</b>	<b>Island Wireless</b>	<b>U.S. Wireline</b>	<b>Reconciling Items</b>	<b>Consolidated</b>
Revenue						
U.S. Wireless:						
Retail . . . . .	\$ —	\$ —	\$ —	\$ —	\$ —	\$ —
Wholesale . . . . .	104,689	—	—	—	—	104,689
International Wireless . . . . .	—	21,076	23,728	—	—	44,804
Wireline . . . . .	—	69,496	—	18,953	—	88,449
Equipment and Other . . . . .	—	478	3,861	—	—	4,339
Total Revenue . . . . .	104,689	91,050	27,589	18,953	—	242,281
Depreciation and amortization . . . . .	14,626	16,740	4,633	2,648	242	38,889
Non-cash stock-based compensation . . . . .	—	—	—	127	1,278	1,405
Operating income (loss) . . . . .	54,176	35,309	(2,580)	(641)	(16,573)	69,691

**ATLANTIC TELE-NETWORK, INC. AND SUBSIDIARIES**  
**NOTES TO CONSOLIDATED FINANCIAL STATEMENTS (Continued)**

**14. SEGMENT REPORTING (Continued)**

**For the Year Ended December 31, 2010**

	U.S. Wireless	International Integrated Telephony	Island Wireless	U.S. Wireline	Reconciling Items	Consolidated
Revenue						
U.S. Wireless:						
Retail . . . . .	\$293,126	\$ —	\$ —	\$ —	\$ —	\$293,126
Wholesale . . . . .	159,807	—	—	—	—	159,807
International Wireless . . . . .	—	24,689	25,926	—	—	50,615
Wireline . . . . .	359	64,196	—	19,933	—	84,488
Equipment and Other . . . . .	27,799	563	2,747	—	—	31,109
Total Revenue . . . . .	481,091	89,448	28,673	19,933	—	619,145
Depreciation and amortization . . . . .	50,662	17,480	5,271	2,936	387	76,736
Non-cash stock-based compensation . . . . .	—	—	—	10	2,034	2,044
Operating income (loss) . . . . .	48,226	27,371	(6,410)	(288)	(30,615)	38,284

**For the Year Ended December 31, 2011**

	U.S. Wireless	International Integrated Telephony	Island Wireless	U.S. Wireline	Reconciling Items	Consolidated
Revenue						
U.S. Wireless:						
Retail . . . . .	370,218	—	—	—	—	370,218
Wholesale . . . . .	201,993	—	—	—	—	201,993
International Wireless . . . . .	—	27,138	45,865	—	—	73,003
Wireline . . . . .	556	64,471	—	19,930	—	84,957
Equipment and Other . . . . .	22,883	832	5,310	—	—	29,025
Total Revenue . . . . .	595,650	92,441	51,175	19,930	—	759,196
Depreciation and amortization . . . . .	72,106	18,058	9,855	3,182	899	104,100
Non-cash stock-based compensation . . . . .	512	—	—	—	2,766	3,278
Operating income (loss) . . . . .	56,664	26,734	(10,153)	255	(18,249)	55,251

**Segment Assets**

	U.S. Wireless	International Integrated Telephony	Island Wireless	U.S. Wireline	Reconciling Items	Consolidated
<b>December 31, 2010:</b>						
Net fixed assets . . . . .	\$290,985	\$129,222	31,916	8,437	3,331	463,891
Goodwill . . . . .	32,148	—	4,758	7,491	—	44,397
Total assets . . . . .	536,341	161,823	65,549	22,847	36,384	822,944
<b>December 31, 2011:</b>						
Net fixed assets . . . . .	296,279	129,069	40,446	9,126	8,283	483,203
Goodwill . . . . .	32,148	—	5,438	7,491	—	45,077
Total assets . . . . .	544,388	171,676	84,057	22,790	51,315	873,731



**ATLANTIC TELE-NETWORK, INC. AND SUBSIDIARIES**  
**NOTES TO CONSOLIDATED FINANCIAL STATEMENTS (Continued)**

**14. SEGMENT REPORTING (Continued)**

Year Ended December 31,	Capital Expenditures					Consolidated
	U.S. Wireless	International Integrated Telephony	Island Wireless	U.S. Wireline	Reconciling Items	
2008 .....	24,694	24,975	8,186	1,120	744	59,719
2009 .....	88,522	26,019	13,896	2,050	5,201	135,688
2011 .....	67,843	19,317	7,485	3,336	3,420	101,401

Reconciling items refer to corporate overhead matters and consolidating adjustments.

**15. QUARTERLY FINANCIAL DATA (UNAUDITED)**

Following is a summary of the Company's quarterly results of operations for the years ended December 31, 2010 and 2011 (in thousands):

	2010 Consolidated for the Three Months Ended			
	March 31	June 30	September 30	December 31
Total revenue .....	\$55,096	\$164,424	\$204,960	\$194,665
Operating expenses .....	47,673	156,650	191,134	185,404
Income from operations .....	7,423	7,774	13,826	9,261
Other income (expense), net .....	(1,108)	25,237	(2,742)	(2,482)
Income before income taxes .....	6,315	33,011	11,084	6,779
Income taxes .....	2,456	7,969	5,022	4,160
Net income .....	3,859	25,042	6,062	2,619
Net (income) loss attributable to non-controlling interests, net of tax .....	147	(238)	303	660
Net income attributable to Atlantic Tele-Network, Inc. stockholders .....	<u>\$ 4,006</u>	<u>\$ 24,804</u>	<u>\$ 6,365</u>	<u>\$ 3,279</u>
Earnings per share (basic) .....	<u>\$ 0.27</u>	<u>\$ 1.62</u>	<u>\$ 0.41</u>	<u>\$ 0.21</u>
Earnings per share (diluted) .....	<u>\$ 0.26</u>	<u>\$ 1.60</u>	<u>\$ 0.41</u>	<u>\$ 0.21</u>

**ATLANTIC TELE-NETWORK, INC. AND SUBSIDIARIES**  
**NOTES TO CONSOLIDATED FINANCIAL STATEMENTS (Continued)**

**15. QUARTERLY FINANCIAL DATA (UNAUDITED) (Continued)**

	2011 Consolidated for the Three Months Ended			
	March 31	June 30	September 30	December 31
Total revenue . . . . .	\$188,154	\$193,753	\$194,346	\$182,943
Operating expenses . . . . .	<u>177,765</u>	<u>187,476</u>	<u>166,700</u>	<u>172,004</u>
Income from operations . . . . .	10,389	6,277	27,646	10,939
Other income (expense), net . . . . .	<u>(2,579)</u>	<u>(3,907)</u>	<u>(3,237)</u>	<u>(3,062)</u>
Income before income taxes . . . . .	7,810	2,370	24,409	7,877
Income taxes . . . . .	<u>3,830</u>	<u>1,052</u>	<u>11,193</u>	<u>4,494</u>
Net income . . . . .	3,980	1,318	13,216	3,383
Net (income) loss attributable to non-controlling interests, net of tax . . . . .	<u>517</u>	<u>497</u>	<u>(1,880)</u>	<u>763</u>
Net income attributable to Atlantic Tele-Network, Inc. stockholders . . . . .	<u>\$ 4,497</u>	<u>\$ 1,815</u>	<u>\$ 11,336</u>	<u>\$ 4,146</u>
Earnings per share (basic) . . . . .	<u>\$ 0.29</u>	<u>\$ 0.12</u>	<u>\$ 0.74</u>	<u>\$ 0.27</u>
Earnings per share (diluted) . . . . .	<u>\$ 0.29</u>	<u>\$ 0.12</u>	<u>\$ 0.73</u>	<u>\$ 0.27</u>

SCHEDULE II

**ATLANTIC TELE-NETWORK, INC. AND SUBSIDIARIES**

**VALUATION AND QUALIFYING ACCOUNTS**

(Amounts in Thousands)

	<u>Balance at Beginning of Year</u>	<u>Charged to Costs and Expenses</u>	<u>Deductions</u>	<u>Balance at End of Year</u>
YEAR ENDED, December 31, 2009				
Description:				
Valuation allowance on foreign tax credit carryforwards .	\$11,734	\$ —	\$ —	\$11,734
Allowance for doubtful accounts . . . . .	2,470	1,592	30	4,032
	<u>\$14,204</u>	<u>\$ 1,592</u>	<u>\$ 30</u>	<u>\$15,766</u>
YEAR ENDED, December 31, 2010				
Description:				
Valuation allowance on foreign tax credit carryforwards .	\$11,734	\$ 5,249	\$ —	\$16,983
Allowance for doubtful accounts . . . . .	4,032	17,261	7,455	13,838
	<u>\$15,766</u>	<u>\$22,510</u>	<u>\$ 7,455</u>	<u>\$30,821</u>
YEAR ENDED, December 31, 2011				
Description:				
Valuation allowance on foreign tax credit carryforwards .	\$16,983	\$ —	\$ 228	\$16,755
Valuation allowance on foreign net operating losses . . . .	—	560	—	560
Allowance for doubtful accounts . . . . .	13,838	14,822	13,321	15,339
	<u>\$30,821</u>	<u>\$15,382</u>	<u>\$13,549</u>	<u>\$32,654</u>

**EXHIBIT INDEX**  
**to Form 10-K for the Year Ended December 31, 2011**

- 2.1 Purchase Agreement by and between Atlantic Tele-Network, Inc. and Cellco Partnership d/b/a Verizon Wireless, dated as of June 9, 2009 (incorporated by reference to Exhibit 2.1 of the Company's Current Report on Form 8-K (File No. 001-12593) filed on June 15, 2009).
- 3.1 Restated Certificate of Incorporation of Atlantic Tele-Network, Inc. (incorporated by reference to Exhibit 4.1 to the Company's Registration Statement on Form S-8 (File No. 333-62416) filed June 6, 2001).
- 3.2 Certificate of Amendment to the Restated Certificate of Incorporation of Atlantic Tele-Network, Inc., as filed with the Delaware Secretary of State on August 14, 2006 (incorporated by reference to Exhibit 3.2 to the Company's Quarterly Report on Form 10-Q (File No. 001-12593) for the quarterly period ended June 30, 2006 filed August 14, 2006).
- 3.3 By-Laws of Atlantic Tele-Network, Inc., as amended and restated on March 7, 2006 (incorporated by reference to Exhibit 3.2 to the Company's Annual Report on Form 10-K (File No. 001-12593) for the year ended December 31, 2005 filed March 31, 2006).
- 10.1\* Offer Letter by and between Atlantic Tele-Network, Inc. and Leonard Q. Slap, dated May 27, 2010 (incorporated by reference to Exhibit 10.1 of the Company's Current Report on Form 8-K (File No. 001-12593) filed on May 27, 2010).
- 10.2\* Offer Letter by and between Atlantic Tele-Network, Inc. and Karl D. Noone, dated August 9, 2010 (incorporated by reference to Exhibit 10.1 of the Company's Current Report on Form 8-K (File No. 001-12593) filed on August 11, 2010).
- 10.3\* Atlantic Tele-Network, Inc. 1998 Stock Option Plan (as amended May 24, 2007 incorporated by reference to Appendix A to the Company's Proxy Statement on Schedule 14A (File No. 001-12593) filed April 30, 2007).
- 10.4\* Director's Remuneration Plan as amended as of November 2, 1999 (incorporated by reference to Exhibit 4.7 to the Company's Registration Statement on Form S-8 (File No. 333-62416) filed June 6, 2001).
- 10.5\* Form of Incentive Stock Option Agreement under 1998 Stock Option Plan (incorporated by reference to Exhibit 4.8 to the Company's Registration Statement on Form S-8 (File No. 333-62416) filed June 6, 2001).
- 10.6\* 2005 Restricted Stock and Incentive Plan (incorporated by reference to Exhibit 4.5 to the Company's Registration Statement on Form S-8 (File No. 333-62416) filed May 24, 2005).
- 10.7\* Atlantic Tele-Network, Inc. 2008 Equity Incentive Plan, as amended and restated (incorporated by reference to Appendix C of the Definitive Proxy Statement on Schedule 14A (File No. 001-12593) filed on May 2, 2011).
- 10.8\* Form of Notice of Grant of Restricted Stock and Restricted Stock Agreement under 2008 Equity Incentive Plan (Non-Employee Directors) (incorporated by reference to Exhibit 10.2 of the Company's Current Report on Form 8-K (File No. 001-12593) filed on May 21, 2008).

- 10.9\* Form of Notice of Grant of Restricted Stock and Restricted Stock Agreement under 2008 Equity Incentive Plan (incorporated by reference to Exhibit 10.3 of the Company's Current Report on Form 8-K (File No. 001-12593) filed on May 21, 2008).
- 10.10\* Form of Notice of Grant of Incentive Stock Option and Option Agreement under 2008 Equity Incentive Plan (incorporated by reference to Exhibit 10.4 of the Company's Current Report on Form 8-K (File No. 001-12593) filed on May 21, 2008).
- 10.11\* Form of Notice of Grant of Nonqualified Stock Option and Option Agreement under 2008 Equity Incentive Plan (incorporated by reference to Exhibit 10.5 of the Company's Current Report on Form 8-K (File No. 001-12593) filed on May 21, 2008).
- 10.12\* Deferred Compensation Plan for Select Employees of Atlantic Tele-Network, Inc. (incorporated by reference to Exhibit 10.1 of the Company's Current Report on Form 8-K (File No. 001-12593) filed January 6, 2009).
- 10.13 Second Amended and Restated Credit Agreement dated as of September 30, 2010 by and between Atlantic Tele-Network, Inc., as Borrower, CoBank, ACB, as Administrative Agent, Arranger and Issuing Lender, the Guarantors named therein, and the other Lenders named therein. (incorporated by reference to Exhibit 10.1 of the Company's Current Report on Form 8-K (File No. 001-12593) filed on October 1, 2010).
- 10.14 Amendment and Confirmation Agreement dated as of June 30, 2011 by and among Atlantic Tele-Network, Inc., as Borrower, CoBank, ACB, as Administrative Agent, Arranger, Issuing Lender and a Lender, the Guarantors named therein, and the other Lenders named therein (incorporated by reference to Exhibit 10.1 to the Company's Current Report on Form 8-K (File No. 001-12593) filed on July 7, 2011).
- 10.15 Amendment and Confirmation Agreement dated as of September 16, 2011 by and among Atlantic Tele-Network, Inc., as Borrower, CoBank, ACB, as Administrative Agent, Arranger, Issuing Lender and a Lender, the Guarantors named therein, and the other Lenders named therein (incorporated by reference to Exhibit 10.1 to the Company's Current Report on Form 8-K (File No. 001-12593) filed on September 22, 2011).
- 10.16 Agreement between the Government of the Co-Operative Republic of Guyana and Atlantic Tele-Network, Inc., dated June 18, 1990 (incorporated by reference to Exhibit 10.1 to the Company's Quarterly Report on Form 10-Q (File No. 001-12593) for the quarterly period ended March 31, 2006 filed on May 15, 2006).
- 10.17 Allied Wireless Communications Corporation 2011 Equity Incentive Plan (incorporated by reference to Exhibit 10.17 to the Company's Annual Report on Form 10-K (File No. 001-12593) for the year ended December 31, 2010 filed on March 16, 2011).
- 10.18 Form of Restricted Stock Grant Agreement under Allied Wireless Communications Corporation 2011 Equity Incentive Plan (incorporated by reference to Exhibit 10.18 to the Company's Annual Report on Form 10-K (File No. 001-12593) for the year ended December 31, 2010 filed on March 16, 2011).
- 10.19 Form of Option Agreement under Allied Wireless Communications Corporation 2011 Equity Incentive Plan (incorporated by reference to Exhibit 10.19 to the Company's Annual Report on Form 10-K (File No. 001-12593) for the year ended December 31, 2010 filed on March 16, 2011).
- 10.20 Allied Wireless Communications Corporation Form of Shareholder Agreement (incorporated by reference to Appendix A of the Definitive Proxy Statement on Schedule 14A (File No. 001-12593) filed on May 2, 2011).


- 21 Subsidiaries of Atlantic Tele-Network, Inc.
- 23.1 Consent of Independent Registered Public Accounting Firm—  
PricewaterhouseCoopers LLP.
- 31.1 Certification of Principal Executive Officer pursuant to Rule 13a-14(a) of the Securities Exchange Act of 1934, as adopted pursuant to Rule 302 of the Sarbanes-Oxley Act of 2002.
- 31.2 Certification of Principal Financial Officer pursuant to Rule 13a-14(a) of the Securities Exchange Act of 1934, as adopted pursuant to Rule 302 of the Sarbanes-Oxley Act of 2002.
- 32.1 Certification of Principal Executive Officer pursuant to 18 U.S.C. Section 1350, as adopted pursuant to Section 906 of the Sarbanes-Oxley Act of 2002.
- 32.2 Certification of Principal Financial Officer pursuant to 18 U.S.C. Section 1350, as adopted pursuant to Section 906 of the Sarbanes-Oxley Act of 2002.
- 101.INS\*\* XBRL Instance Document
- 101.SCH\*\* XBRL Taxonomy Extension Schema Document
- 101.CAL\*\* XBRL Taxonomy Extension Calculation Linkbase Document
- 101.DEF\*\* XBRL Taxonomy Extension Definition Linkbase Document
- 101.LAB\*\* XBRL Taxonomy Extension Label Linkbase Document
- 101.PRE\*\* XBRL Taxonomy Extension Presentation Linkbase Document

---

\* Management contract or compensatory plan or arrangement.

\*\* XBRL (Extensible Business Reporting Language) information is furnished and not filed or a part of a registration statement or prospectus for purposes of Sections 11 or 12 of the Securities Act of 1933, as amended, is deemed not filed for purposes of Section 18 of the Securities Exchange Act of 1934, as amended, and otherwise is not subject to liability under these sections.

(This page has been left blank intentionally.)



**ATN**

Atlantic Tele-Network

600 Cummings Center  
Beverly, MA 01915  
tel: 978.619.1300